



Sayl[®] Chair

Seating



Environmental Product Declaration

Date of Issue: August 21st, 2020

Date of Expiration: August 21st, 2025

Product Category Rules

BIFMA PCR for Seating, UNCPC 3811

INSIDE/INSIDE PCR Furniture, v1.1 and Horizontal PCR v1.2

ISO 14025/14040/14044 and EN 15804

Functional Unit

1 seat maintained for a 10-year period (1 Sayl Chair)

This EPD was not written to support comparative assertions. EPDs based on different PCRs or different calculation models may not be comparable. When attempting to compare EPDs or life cycle impacts of products from different companies, the user should be aware of the uncertainty in the final results due to and not limited to the practitioner's assumptions, the source of the data used in the study, the specifics of the product modeled, and the software tool used to conduct the study.

HermanMiller




www.hermanmiller.com/contact



Certified
Environmental
Product Declaration
www.nsf.org

Environmental Product Declaration

Sayl® Chair

Program Operator	NSF Certification LLC 789 N. Dixboro, Ann Arbor, MI 48105 www.nsf.org	
Manufacturer Name and Address	Herman Miller 855 East Main Ave. PO Box 302 Zeeland, MI 49464-0302 USA	
Declaration Number	EPD10435	
Declared Product and Functional Unit	Sayl Chair (all product codes starting with AS1 or AS2) Functional Unit: 1 unit of seating for 1 individual maintained for 10 years	
Reference PCR and Version Number	BIFMA PCR for Seating INSIDE/INSIDE Horizontal PCR v1.2 INSIDE/INSIDE PCR Furniture v1.1	
Product's intended Application and Use	Office Chair	
Product RSL	10 years	
Markets of Applicability	North/South America, EMEA, APAC	
Date of Issue	XXXX, 2020	
Period of Validity	5 years from date of issue	
EPD Type	Product Specific	
Intended Audience	Business-to-Business, Business-to-Consumer	
Range of Dataset Variability	N/A	
EPD Scope	Cradle to Grave	
Year of reported manufacturer primary data	2018	
LCA Software and Version Number	GaBi 9.5.0.43	
LCI Database and Version Number	GaBi Database, Service Pack 40	
LCIA Methodology and Version Number	TRACI 2.1 CML 2001-Oct 2012	
The PCR review was conducted by:	Review Panel Chaired by Dr. Thomas Gloria	
This declaration was independently verified in accordance with ISO 14025: 2006. The INSIDE/INSIDE Horizontal PCR v1.2, based on CEN Norm EN 15804 (2012), serves as the core PCR, with additional considerations from the INSIDE/INSIDE PCR Furniture and the BIFMA PCR for Seating. <input type="checkbox"/> Internal <input checked="" type="checkbox"/> External	Jenny Oorbeck joorbeck@nsf.org 	
This reference life cycle assessment was conducted in accordance with ISO 14044 and the reference PCRs:	Herman Miller Background Report for LCA/EPD Creation Tool v1.6 Matt Van Duinen - WAP Sustainability Consulting matt@wapsustainability.com	
This life cycle assessment was independently verified in accordance with ISO 14044 and the reference PCR by:	Jack Geibig - EcoForm jgeibig@ecoform.com 	
References	BIFMA PCR for Seating: UNCPC 3811. Version 3 ISO 14025/40/44; 2006 EN 15804:2012+A1; 2013 INSIDE/INSIDE Horizontal PCR v1.2 INSIDE/INSIDE PCR Furniture v1.1 Herman Miller Background Report for LCA/EPD Creation Tool v1.6	
<p>Limitations: Environmental declarations from different programs (ISO 14025) may not be comparable. Comparison of the environmental performance of Products using EPD information shall be based on the product's use and impacts at the building level, and therefore EPDs may not be used for comparability purposes when not considering the building energy use phase as instructed under this PCR. Full conformance with the PCR for Products allows EPD comparability only when all stages of a life cycle have been considered. However, variations and deviations are possible". Example of variations: Different LCA software and background LCI datasets may lead to differences results for upstream or downstream of the life cycle stages declared.</p>		

Product Description

Designed by Yves Béhar

Inspired by suspension bridges—structures that deliver the most using the least material—Sayl's 3D Intelligent® back lets you stretch and move, striking a healthy balance between support and freedom. The elastomer strands vary in thickness and tension to provide greater support along the spine where you need it most, and less everywhere else, so you are free to move. Sayl's unframed back and Y-Tower support create a striking visual aesthetic that reveals both the designer's inspiration and intent. Whether you choose the full-suspension, upholstered back, or stretch-knit back cover, an expressive color palette gives you plenty of options for personalizing your chair.



Company Description

Herman Miller creates inspiring designs to help people do great things at work, for learning, for wellness, at home, wherever people are. Our designs and the designers who work with us solve real problems for people and their organizations. This way of thinking about design has led us to be recognized as an innovator in furnishings, personal work accessories, and strategic services.

Our Sustainability Goals

We will be Resource Smart, Eco-inspired, and Community Driven.

Resource Smart

- Zero Waste
- Net Zero Water
- Net Zero Energy

Eco-inspired Design

- All products designed for the environment
- All products BIFMA level 3 certified
- Closed-Loop recycling of used product

Community Driven

- All employees engaged in Earthright
- All suppliers committed to being Resource Smart

Supplier Support

At Herman Miller, we are committed to working closely with our suppliers to reduce our collective impact on the environment. We encourage our suppliers to minimize their operations' environmental impacts and require they assist us in decreasing our facilities' environmental effects.

Manufacturing Location

10201 Adams St, Holland, MI 49423, United States
1 Portal Rd, Bowerhill, Melksham, SN12 6GN, United Kingdom

Warranty

Backed by Herman Miller's 12-year, 24/7 warranty

Design for the Environment Criteria

Our commitment to corporate sustainability naturally includes minimizing the environmental impact of each of our products. Our Design for the Environment team applies environmentally sensitive design standards to both new and existing Herman Miller products, and goes beyond regulatory compliance to thoroughly evaluate new product designs in key areas:

- **Material Chemistry and Safety of Inputs**
What chemicals are in the materials we specify, and are they the safest available?
- **Disassembly**
Can we take products apart at the end of their useful life, to recycle their materials?
- **Recyclability**
Do the materials contain recycled content, and more importantly, can the materials be recycled at the end of the product's useful life?
- **Life Cycle Assessment (LCA)**
Have we optimized the product based on the entire life cycle?

Product Environmental Data**

16% Recycled Content

7% Post Consumer

9% Pre-Consumer

Up to 94% Recyclability *

*Based on availability of recycling facilities.

Environmental Certifications**

BIFMA level™ 3

Indoor Advantage™ Gold

Packaging**

Returnable packaging is available.

Additional information, including installation and recycling instructions, can be found at <https://www.hermanmiller.com/products/seating/office-chairs/sayl-chairs/>

**This data is specific to US-produced products. For data on UK-produced products, please contact your sales representative or visit www.hermanmiller.com

MATERIAL DECLARATION

Functional Unit

One unit of seating (office chair) for one individual, maintained over a 10-year period, including packaging materials used for the final assembled product.

Reference Flow and Product Specifications

One Sayl Work Chair (product number AS1SA23AAAJ65BBBK1HA01) with Suspension Mid-Back, standard-height range, tilt limiter and seat angle, fully adjustable arms, adjustable seat depth and lumbar support, fog with studio white Y-Tower, hard casters, black suspension finish and armpad finish, and medley stone seat fabric was modeled for this EPD. This office chair is determined to be a representative product based on sales of the variations.

System Boundary

Cradle-to-Grave

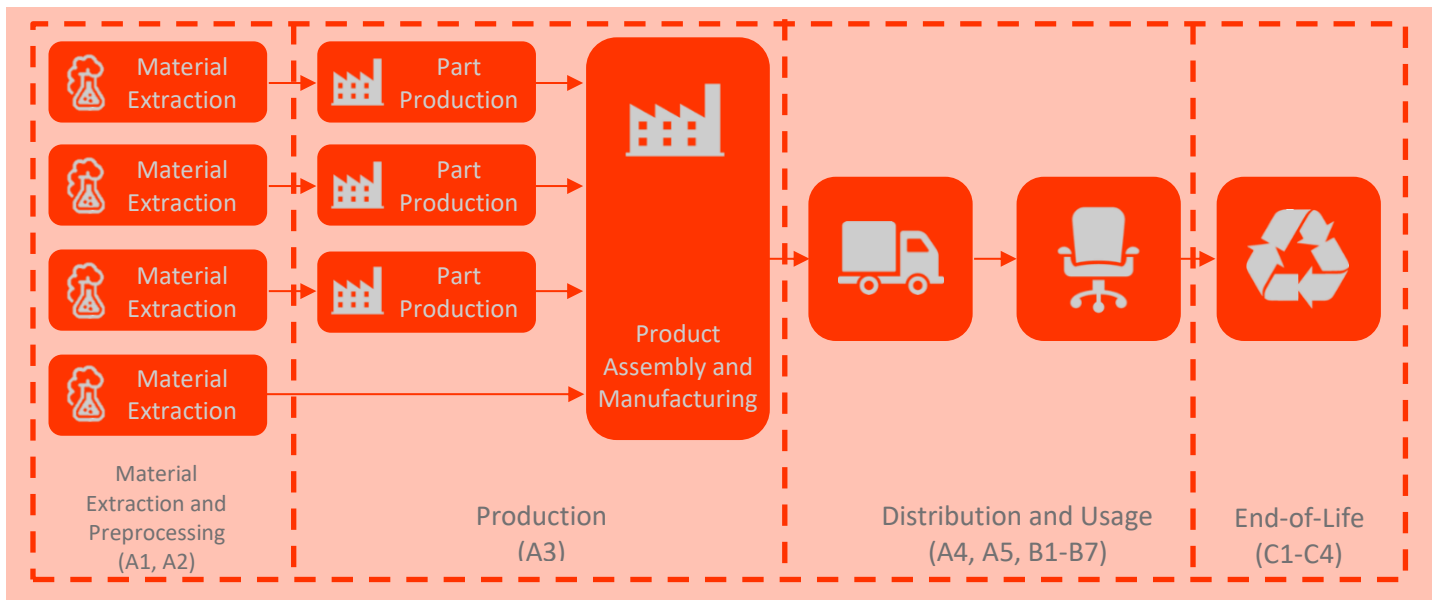
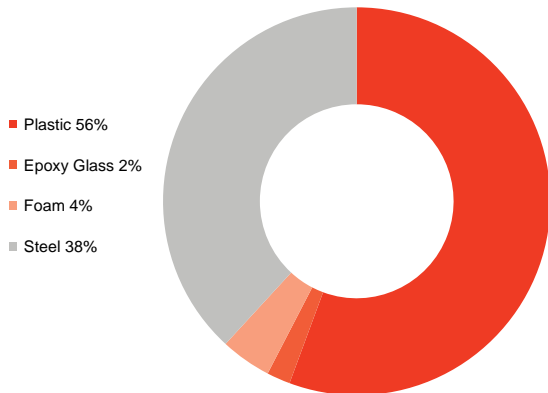
Content Declaration

The table to the right details the materials included in the product, summarized in the chart below. In order to achieve the functional unit, 1 product is required.

Material	Mass (kg)	Mass (%)	Resource
Steel	6.31	38%	Recycled Content
Polyamide 6 (PA6)	6.21	38%	Recycled Content and Virgin Non-renewable
Polypropylene (PP)	1.50	9%	Virgin Non-renewable
Thermoplastic Polyurethane (TPU)	0.71	4%	Virgin Non-renewable
Polyurethane Foam	0.70	4%	Virgin Non-renewable
Polyamide 6/6 (PA66)	0.39	2%	Virgin Non-renewable
Epoxy Glass Filled	0.32	2%	Virgin Non-renewable
Polyoxymethylene (POM)	0.21	1%	Virgin Non-renewable
Acrylonitrile Butadiene Styrene (ABS)	0.13	1%	Virgin Non-renewable
Polyethylene Terephthalate (PET)	0.05	1%	Virgin Non-renewable
Total	16.53	100%	

Packaging*	Mass (kg)	Mass (%)	Resource
Corrugate	4.35	96%	Recycled Content
PE Film	0.09	2%	Virgin Non-renewable
Polyurethane Foam	0.06	1%	Virgin Non-renewable
PP Banding (Polypropylene)	0.03	1%	Virgin Non-renewable
Total	4.53	100%	

*Returnable/reusable shipping blankets also available



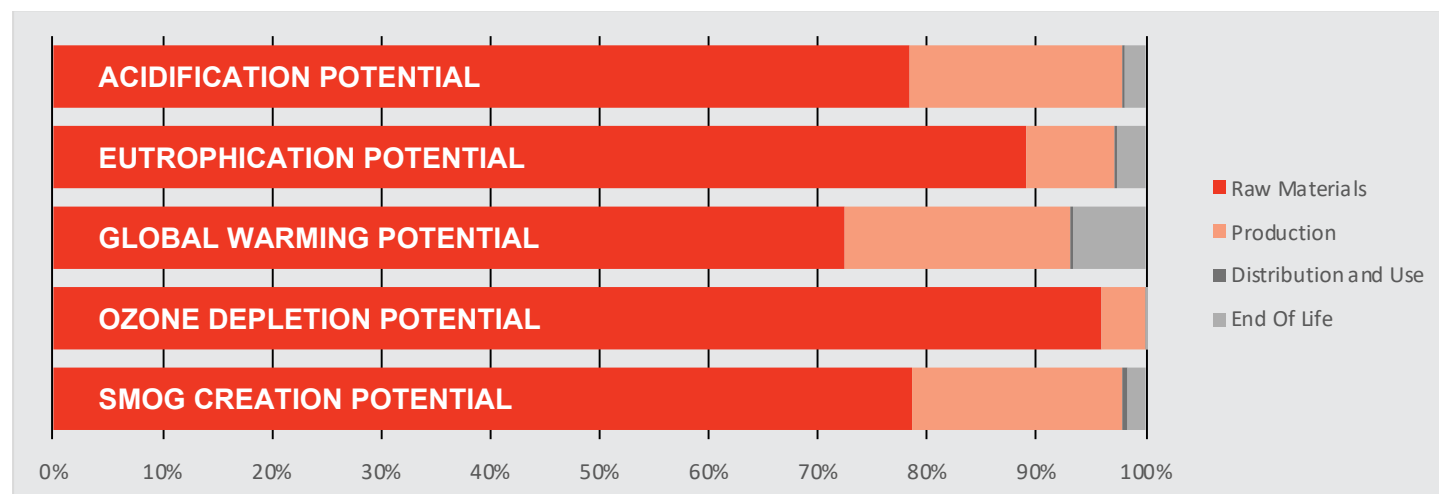
Overview of Life Cycle Stages

Life Cycle Impact Assessment – BIFMA PCR for United States Production

Environmental Impacts were calculated using the GaBi software platform. Impact results according to the BIFMA PCR have been calculated using TRACI 2.1 characterization factors, as well as LCI indicators for primary energy and water usage. Results presented in this report are for 1 seat maintained for 10 years. Additionally, the results are relative expressions and do not predict impacts on category endpoints, the exceeding of thresholds, safety margins, or risks.

LCIA Impact Category	Unit	Total	Raw Material Production	Product Production	Distribution and Retail	End of Life
 Acidification Potential	kg SO ₂ eq	2.38E-01	1.86E-01	4.63E-02	8.28E-04	4.34E-03
 Eutrophication Potential	kg N eq	3.27E-02	2.91E-02	2.63E-03	1.00E-04	8.51E-04
 Global Warming Potential	kg CO ₂ eq	8.80E+01	6.37E+01	1.82E+01	3.24E-01	5.82E+00
 Photochemical Ozone Creation Potential (Smog)	kg O ₃ eq	3.63E+00	2.85E+00	6.93E-01	1.83E-02	6.23E-02
 Ozone Depletion Potential	kg CFC-11 eq	1.12E-09	1.08E-09	4.44E-11	5.46E-17	2.61E-15
LCI Impact Category	Unit	Total	Raw Material Production	Product Production	Distribution and Retail	End of Life
 Primary Energy Demand (Renewable and Non-Renewable)	MJ (net cal value)	1.67E+03	1.37E+03	2.71E+02	4.11E+00	1.80E+01
 Fresh Water Consumption	kg	7.93E+02	6.81E+02	1.00E+02	7.09E-01	1.09E+01

Life Cycle Impacts of Sayl



APPENDIX: INSIDE/INSIDE PCR

In addition to the previous results, impact results according to the INSIDE/INSIDE PCR Furniture have been calculated using CML characterization factors, as well as LCI indicators required by EN 15804. Results presented in this report are relative expressions and do not predict impacts on category endpoints, the exceeding of thresholds, safety margins, or risks.

Modeling Assumptions

In order to comply with the INSIDE/INSIDE PCR Furniture, several modeling assumptions had to be altered from the previous BIFMA PCR-based results, as outlined here. The transportation to customer has been reduced to 1km by truck, the expected periods for modules B1, B2, and B3 are 1 year, the end-of-life scenarios are based on specific PCR requirements, and Module D is included to calculate the benefits from the end-of-life scenarios including recycling materials, landfill gas capture, and waste-to-energy. Due to these modeling assumption differences with the BIFMA PCR, the results shown here are not comparable with the results presented previously.

Functional Unit

Parameter	Value
Declared Unit	1 Unit
Number of Occupants	1
Reference Service Life Required	10 years

A4: Transport to the Building Site

Parameter	Value per functional unit
Transportation Type	Diesel Truck
Fuel Consumption	3.42e-04 kg
Distance	1 km for results calculation (1500 km estimated value)
Capacity Utilization	61%

A5: Installation in the Building

Parameter	Value per functional unit
Packaging Waste Produced	4.53 kg

Reference Service Life

Parameter	Value per functional unit
Reference Service Life	10 Years
Design Application Parameters	Use as indicated in product brochure and warranty
Declared Product Properties	Properties given in product description on page 4

End-of-Life

Parameter	Value per functional unit
Weight of Product Collected	16.5 kg
Weight to Recycling	3.1 kg
Weight to Energy Recovery	2.9 kg
Weight to Landfill	10.5 kg
Distance to Recycling	50 km
Distance to Energy Recovery	100 km
Distance to Landfill	50 km

Environmental Cost Indicators

To achieve a single environmental cost indicator for environmental impact, it is necessary to value and combine scores from the environmental indicators in use. Utilizing the INSIDE/INSIDE methodology found in the v1.2 Horizontal PCR, the Environmental Cost Indicators are found below:

- United States Production - € 5.23
- United Kingdom Production - € 6.31

Life Cycle Stages

The results are provided according to the following life cycle modules:

Module	Description	Module	Description	Module	Description
A1	Product Stage: Raw Material Supply	B1	Use Stage: Use	C1	EOL: Deconstruction
A2	Product Stage: Transport	B2	Use Stage: Maintenance	C2	EOL: Transport
A3	Product Stage: Manufacturing	B3	Use Stage: Repair	C3	EOL: Waste Processing
A4	Construction Process Stage: Transport	B4	Use Stage: Replacement	C4	EOL: Disposal
A5	Construction Process Stage: Installation	B5	Use Stage: Refurbishment	D	Benefits beyond system
		B6	Operational Energy Use		
		B7	Operational Water Use		

LCA Results – United States Production

CML Results – United States Production – 1 Seat maintained for 10 Years

Impact Category	A1-A3	A4	A5	B1	B2	B3	B4	B5	B6	B7	C1	C2	C3	C4	D
ADP-elements [kg Sb eq]	2.34E-05	4.58E-08	1.08E-09	0.00E+00	0.00E+00	0.00E+00	0.00E+00	0.00E+00	0.00E+00	0.00E+00	0.00E+00	4.53E-08	0.00E+00	6.31E-08	-2.22E-06
ADP-fossil fuel [MJ]	1.39E+03	3.78E+00	1.65E-01	0.00E+00	0.00E+00	0.00E+00	0.00E+00	0.00E+00	0.00E+00	0.00E+00	0.00E+00	3.74E+00	0.00E+00	1.28E+01	-1.45E+02
AP [kg SO ₂ eq]	2.13E-01	5.83E-04	3.01E-05	0.00E+00	0.00E+00	0.00E+00	0.00E+00	0.00E+00	0.00E+00	0.00E+00	0.00E+00	5.77E-04	0.00E+00	2.43E-03	-2.60E-02
EP [kg Phosphate eq]	3.30E-02	1.57E-04	1.86E-05	0.00E+00	0.00E+00	0.00E+00	0.00E+00	0.00E+00	0.00E+00	0.00E+00	0.00E+00	1.55E-04	0.00E+00	1.70E-03	-5.14E-03
GWP [kg CO ₂ eq]	8.19E+01	2.66E-01	5.82E-02	0.00E+00	0.00E+00	0.00E+00	0.00E+00	0.00E+00	0.00E+00	0.00E+00	0.00E+00	2.63E-01	0.00E+00	5.56E+00	-6.81E+00
ODP [kg CFC 11 eq]	1.07E-09	2.86E-17	2.61E-17	0.00E+00	0.00E+00	0.00E+00	0.00E+00	0.00E+00	0.00E+00	0.00E+00	0.00E+00	2.83E-17	0.00E+00	2.58E-15	-6.43E-13
POCP [kg Ethene eq]	2.14E-02	-1.93E-04	5.83E-07	0.00E+00	0.00E+00	0.00E+00	0.00E+00	0.00E+00	0.00E+00	0.00E+00	0.00E+00	-1.91E-04	0.00E+00	2.49E-04	-2.53E-03

ADP=Abiotic Depletion Potential; AP=Acidification Potential; EP=Eutrophication Potential; GWP=Global Warming Potential; ODP=Ozone Depletion Potential; POCP=Photochemical ozone creation potential

Resource Use and Waste – United States Production – 1 Seat maintained for 10 years

Impact Category	A1-A3	A4	A5	B1	B2	B3	B4	B5	B6	B7	C1	C2	C3	C4	D
RPR _E [MJ]	1.86E+02	1.58E-01	9.87E-03	0.00E+00	0.00E+00	0.00E+00	0.00E+00	0.00E+00	0.00E+00	0.00E+00	0.00E+00	1.56E-01	0.00E+00	8.31E-01	-5.93E+01
RPR _M [MJ]	0.00E+00	0.00E+00	9.87E-03	0.00E+00	0.00E+00	0.00E+00	0.00E+00	0.00E+00	0.00E+00	0.00E+00	0.00E+00	0.00E+00	0.00E+00	0.00E+00	0.00E+00
RPR _T [MJ]	1.86E+02	1.58E-01	1.70E-01	0.00E+00	0.00E+00	0.00E+00	0.00E+00	0.00E+00	0.00E+00	0.00E+00	0.00E+00	1.56E-01	0.00E+00	8.31E-01	-5.93E+01
NRPR _E [MJ]	1.46E+03	3.79E+00	1.70E-01	0.00E+00	0.00E+00	0.00E+00	0.00E+00	0.00E+00	0.00E+00	0.00E+00	0.00E+00	3.75E+00	0.00E+00	1.32E+01	-1.54E+02
NRPR _M [MJ]	0.00E+00	0.00E+00	0.00E+00	0.00E+00	0.00E+00	0.00E+00	0.00E+00	0.00E+00	0.00E+00	0.00E+00	0.00E+00	0.00E+00	0.00E+00	0.00E+00	0.00E+00
NRPR _T [MJ]	1.46E+03	3.79E+00	0.00E+00	0.00E+00	0.00E+00	0.00E+00	0.00E+00	0.00E+00	0.00E+00	0.00E+00	0.00E+00	3.75E+00	0.00E+00	1.32E+01	-1.54E+02
SM [kg]	2.87E+00	0.00E+00	1.09E-04	0.00E+00	0.00E+00	0.00E+00	0.00E+00	0.00E+00	0.00E+00	0.00E+00	0.00E+00	0.00E+00	0.00E+00	0.00E+00	0.00E+00
RSF [MJ]	0.00E+00	0.00E+00	1.93E-09	0.00E+00	0.00E+00	0.00E+00	0.00E+00	0.00E+00	0.00E+00	0.00E+00	0.00E+00	0.00E+00	0.00E+00	0.00E+00	0.00E+00
NRSF [MJ]	0.00E+00	0.00E+00	1.80E-06	0.00E+00	0.00E+00	0.00E+00	0.00E+00	0.00E+00	0.00E+00	0.00E+00	0.00E+00	0.00E+00	0.00E+00	0.00E+00	0.00E+00
FW [m ³]	7.81E-01	7.09E-04	0.00E+00	0.00E+00	0.00E+00	0.00E+00	0.00E+00	0.00E+00	0.00E+00	0.00E+00	0.00E+00	7.02E-04	0.00E+00	1.02E-02	-3.54E-02
HWD [kg]	3.71E-06	6.51E-08	0.00E+00	0.00E+00	0.00E+00	0.00E+00	0.00E+00	0.00E+00	0.00E+00	0.00E+00	0.00E+00	6.45E-08	0.00E+00	4.05E-08	-1.01E-07
NHWD [kg]	2.00E+00	2.65E-04	1.05E-09	0.00E+00	0.00E+00	0.00E+00	0.00E+00	0.00E+00	0.00E+00	0.00E+00	0.00E+00	2.62E-04	0.00E+00	1.21E+01	-3.76E-01
RWD [kg]	2.43E-02	6.84E-06	1.21E-01	0.00E+00	0.00E+00	0.00E+00	0.00E+00	0.00E+00	0.00E+00	0.00E+00	0.00E+00	6.77E-06	0.00E+00	1.73E-04	-3.48E-03
CRU [kg]	0.00E+00	0.00E+00	1.80E-06	0.00E+00	0.00E+00	0.00E+00	0.00E+00	0.00E+00	0.00E+00	0.00E+00	0.00E+00	0.00E+00	0.00E+00	0.00E+00	0.00E+00
MFR [kg]	1.11E+00	0.00E+00	0.00E+00	0.00E+00	0.00E+00	0.00E+00	0.00E+00	0.00E+00	0.00E+00	0.00E+00	7.63E+00	0.00E+00	0.00E+00	0.00E+00	0.00E+00
MER [kg]	0.00E+00	0.00E+00	0.00E+00	0.00E+00	0.00E+00	0.00E+00	0.00E+00	0.00E+00	0.00E+00	0.00E+00	2.89E+00	0.00E+00	0.00E+00	0.00E+00	0.00E+00
EE [MJ]	0.00E+00	0.00E+00	2.89E-02	0.00E+00	0.00E+00	0.00E+00	0.00E+00	0.00E+00	0.00E+00	0.00E+00	0.00E+00	0.00E+00	0.00E+00	0.00E+00	0.00E+00

RPR_E=Renewable Primary Energy from Non-Materials; RPR_M =Renewable Primary Energy from Materials; RPR_T =Total Renewable Primary Energy; NRPR_E=Non-Renewable Primary Energy from Non-Materials; NRPR_M =Non-Renewable Primary Energy from Materials; NRPR_T =Total Non-Renewable Primary Energy; SM=Use of Secondary Materials; RSF=Use of Renewable Secondary Fuels; NRSF=Use of Non-Renewable Secondary Fuels; FW=Net Use of Fresh Water; HWD=Hazardous Waste Disposed; NHWD=Non-Hazardous Waste Disposed; RWD=Radioactive Waste Disposed; CRU=Components for Reuse; MFR=Materials for Recycling; MER=Materials for Energy Recovery; EE=Exported Energy

LCA Results – United Kingdom Production

CML Results – United Kingdom Production – 1 Seat Maintained for 10 Years

Impact Category	A1-A3	A4	A5	B1	B2	B3	B4	B5	B6	B7	C1	C2	C3	C4	D
ADP-elements [kg Sb eq]	1.84E-04	4.46E-08	1.14E-09	0.00E+00	0.00E+00	0.00E+00	0.00E+00	0.00E+00	0.00E+00	0.00E+00	0.00E+00	4.65E-08	0.00E+00	6.79E-08	-1.03E-06
ADP-fossil fuel [MJ]	1.58E+03	3.70E+00	1.77E-01	0.00E+00	0.00E+00	0.00E+00	0.00E+00	0.00E+00	0.00E+00	0.00E+00	0.00E+00	4.48E+00	0.00E+00	1.33E+01	-6.76E+01
AP [kg SO ₂ eq]	2.31E-01	5.70E-04	3.17E-05	0.00E+00	0.00E+00	0.00E+00	0.00E+00	0.00E+00	0.00E+00	0.00E+00	0.00E+00	6.45E-04	0.00E+00	2.52E-03	-1.88E-02
EP [kg Phosphate eq]	3.67E-02	1.53E-04	1.96E-05	0.00E+00	0.00E+00	0.00E+00	0.00E+00	0.00E+00	0.00E+00	0.00E+00	0.00E+00	1.68E-04	0.00E+00	1.79E-03	-4.05E-03
GWP [kg CO ₂ eq]	9.48E+01	2.61E-01	6.17E-02	0.00E+00	0.00E+00	0.00E+00	0.00E+00	0.00E+00	0.00E+00	0.00E+00	0.00E+00	3.18E-01	0.00E+00	5.86E+00	-1.65E+00
ODP [kg CFC 11 eq]	5.53E-10	2.82E-17	2.71E-17	0.00E+00	0.00E+00	0.00E+00	0.00E+00	0.00E+00	0.00E+00	0.00E+00	0.00E+00	4.30E-17	0.00E+00	2.67E-15	-6.40E-13
POCP [kg Ethene eq]	1.94E-02	-1.88E-04	5.23E-07	0.00E+00	0.00E+00	0.00E+00	0.00E+00	0.00E+00	0.00E+00	0.00E+00	0.00E+00	-2.07E-04	0.00E+00	2.59E-04	-1.57E-03

ADP=Abiotic Depletion Potential; AP=Acidification Potential; EP=Eutrophication Potential; GWP=Global Warming Potential; ODP=Ozone Depletion Potential; POCP=Photochemical ozone creation potential

Resource Use and Waste – United Kingdom Production – 1 Seat Maintained for 10 Years

Impact Category	A1-A3	A4	A5	B1	B2	B3	B4	B5	B6	B7	C1	C2	C3	C4	D
RPR _E [MJ]	2.05E+02	1.54E-01	1.04E-02	0.00E+00	0.00E+00	0.00E+00	0.00E+00	0.00E+00	0.00E+00	0.00E+00	0.00E+00	1.73E-01	0.00E+00	8.64E-01	-5.82E+01
RPR _M [MJ]	0.00E+00	0.00E+00	0.00E+00	0.00E+00	0.00E+00	0.00E+00	0.00E+00	0.00E+00	0.00E+00	0.00E+00	0.00E+00	0.00E+00	0.00E+00	0.00E+00	0.00E+00
RPR _T [MJ]	2.05E+02	1.54E-01	1.04E-02	0.00E+00	0.00E+00	0.00E+00	0.00E+00	0.00E+00	0.00E+00	0.00E+00	0.00E+00	1.73E-01	0.00E+00	8.64E-01	-5.82E+01
NRPR _E [MJ]	1.68E+03	3.71E+00	1.82E-01	0.00E+00	0.00E+00	0.00E+00	0.00E+00	0.00E+00	0.00E+00	0.00E+00	0.00E+00	4.50E+00	0.00E+00	1.37E+01	-7.55E+01
NRPR _M [MJ]	0.00E+00	0.00E+00	0.00E+00	0.00E+00	0.00E+00	0.00E+00	0.00E+00	0.00E+00	0.00E+00	0.00E+00	0.00E+00	0.00E+00	0.00E+00	0.00E+00	0.00E+00
NRPR _T [MJ]	1.68E+03	3.71E+00	1.82E-01	0.00E+00	0.00E+00	0.00E+00	0.00E+00	0.00E+00	0.00E+00	0.00E+00	0.00E+00	4.50E+00	0.00E+00	1.37E+01	-7.55E+01
SM [kg]	1.85E+00	0.00E+00	0.00E+00	0.00E+00	0.00E+00	0.00E+00	0.00E+00	0.00E+00	0.00E+00	0.00E+00	0.00E+00	0.00E+00	0.00E+00	0.00E+00	0.00E+00
RSF [MJ]	0.00E+00	0.00E+00	0.00E+00	0.00E+00	0.00E+00	0.00E+00	0.00E+00	0.00E+00	0.00E+00	0.00E+00	0.00E+00	0.00E+00	0.00E+00	0.00E+00	0.00E+00
NRSF [MJ]	0.00E+00	0.00E+00	0.00E+00	0.00E+00	0.00E+00	0.00E+00	0.00E+00	0.00E+00	0.00E+00	0.00E+00	0.00E+00	0.00E+00	0.00E+00	0.00E+00	0.00E+00
FW [m ³]	7.79E-01	6.91E-04	1.14E-04	0.00E+00	0.00E+00	0.00E+00	0.00E+00	0.00E+00	0.00E+00	0.00E+00	0.00E+00	6.90E-04	0.00E+00	1.07E-02	-3.01E-02
HWD [kg]	4.15E-06	6.35E-08	1.05E-09	0.00E+00	0.00E+00	0.00E+00	0.00E+00	0.00E+00	0.00E+00	0.00E+00	0.00E+00	6.30E-08	0.00E+00	4.23E-08	-7.00E-08
NHWD [kg]	2.24E+00	2.59E-04	1.24E-01	0.00E+00	0.00E+00	0.00E+00	0.00E+00	0.00E+00	0.00E+00	0.00E+00	0.00E+00	3.10E-04	0.00E+00	1.24E+01	-4.15E-01
RWD [kg]	3.45E-02	6.70E-06	1.88E-06	0.00E+00	0.00E+00	0.00E+00	0.00E+00	0.00E+00	0.00E+00	0.00E+00	0.00E+00	7.97E-06	0.00E+00	1.80E-04	-3.08E-03
CRU [kg]	0.00E+00	0.00E+00	0.00E+00	0.00E+00	0.00E+00	0.00E+00	0.00E+00	0.00E+00	0.00E+00	0.00E+00	0.00E+00	0.00E+00	0.00E+00	0.00E+00	0.00E+00
MFR [kg]	1.08E+00	0.00E+00	6.72E-02	0.00E+00	0.00E+00	0.00E+00	0.00E+00	0.00E+00	0.00E+00	0.00E+00	6.72E+00	0.00E+00	0.00E+00	0.00E+00	0.00E+00
MER [kg]	0.00E+00	0.00E+00	2.97E-02	0.00E+00	0.00E+00	0.00E+00	0.00E+00	0.00E+00	0.00E+00	0.00E+00	2.97E+00	0.00E+00	0.00E+00	0.00E+00	0.00E+00
EE [MJ]	0.00E+00	0.00E+00	0.00E+00	0.00E+00	0.00E+00	0.00E+00	0.00E+00	0.00E+00	0.00E+00	0.00E+00	0.00E+00	0.00E+00	0.00E+00	0.00E+00	0.00E+00

RPR_E=Renewable Primary Energy from Non-Materials; RPR_M =Renewable Primary Energy from Materials; RPR_T =Total Renewable Primary Energy; NRPR_E=Non-Renewable Primary Energy from Non-Materials; NRPR_M =Non-Renewable Primary Energy from Materials; NRPR_T =Total Non-Renewable Primary Energy; SM=Use of Secondary Materials; RSF=Use of Renewable Secondary Fuels; NRSF=Use of Non-Renewable Secondary Fuels; FW=Net Use of Fresh Water; HWD=Hazardous Waste Disposed; NHWD=Non-Hazardous Waste Disposed; RWD=Radioactive Waste Disposed; CRU=Components for Reuse; MFR=Materials for Recycling; MER=Materials for Energy Recovery; EE=Exported Energy