

A black metal slatted outdoor sofa is arranged in a curved line on a light-colored gravel path. The sofa is composed of several sections, each with a curved backrest and a simple four-legged base. The slats are closely spaced, creating a rhythmic pattern. The path is bordered by lush greenery, including white and red roses. The scene is brightly lit, casting distinct shadows of the sofa onto the gravel.

# PALISSADE PARK COLLECTION

DESIGN BY RONAN & ERWAN BOUROULLEC

HAY



## PALISSADE PARK COLLECTION

The result of an ongoing collaboration between HAY and the Bouroullec brothers, the Palissade Park Bench and Park Dining Bench are the latest additions to the iconic Palissade outdoor furniture series. The benches were created from the desire to offer a flexible, modular seating solution for larger outdoor spaces, whilst retaining the same symmetrical idiom and visual simplicity as the rest of the series. Combining multiple benches together gives users the opportunity to extend the available seating space and form unique configurations to suit specific functional and aesthetic requirements. Designed in colour and form to integrate effortlessly into a natural landscape or urban setting, the collection suits a wide variety of larger outdoor environments such as gardens, parks and public spaces.







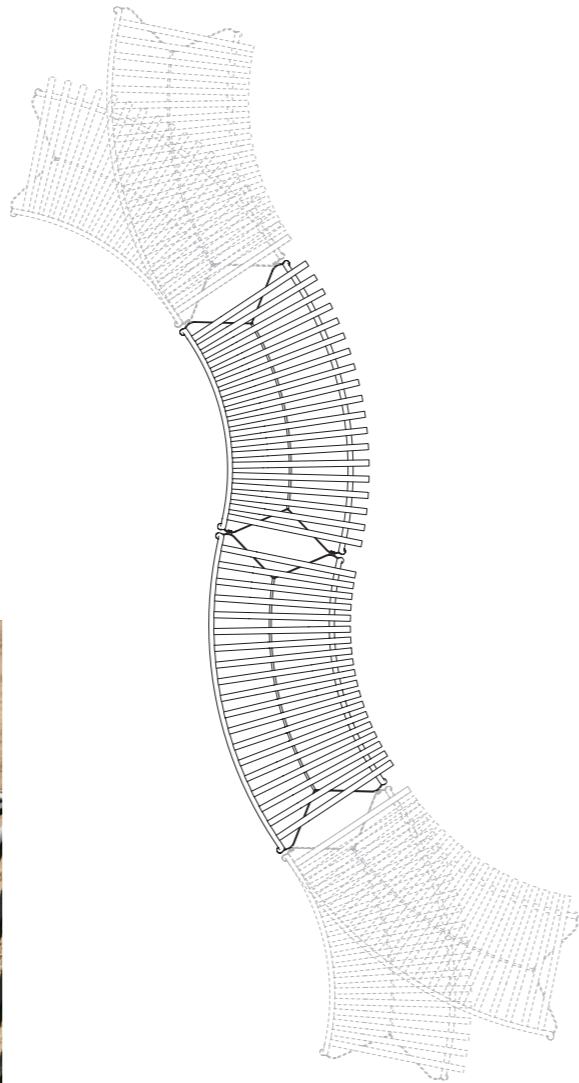
## RONAN & ERWAN BOUROLLEC

Ronan & Erwan Bouroullec the Paris based design brothers from Brittany have been working together since 1998. Ronan is a graduate of the École supérieure des Arts décoratifs in Paris and Erwan attended the École nationale supérieure des Arts in Cergy before starting their own studio. Together Ronan & Erwan Bouroullec have transformed the design industry and offered new perspectives of materiality and purpose. For Hay, they have designed the Palissade Collection, Copenhagen Collection, Can Sofa and Élémentaire Chair.



## CONFIGURATIONS

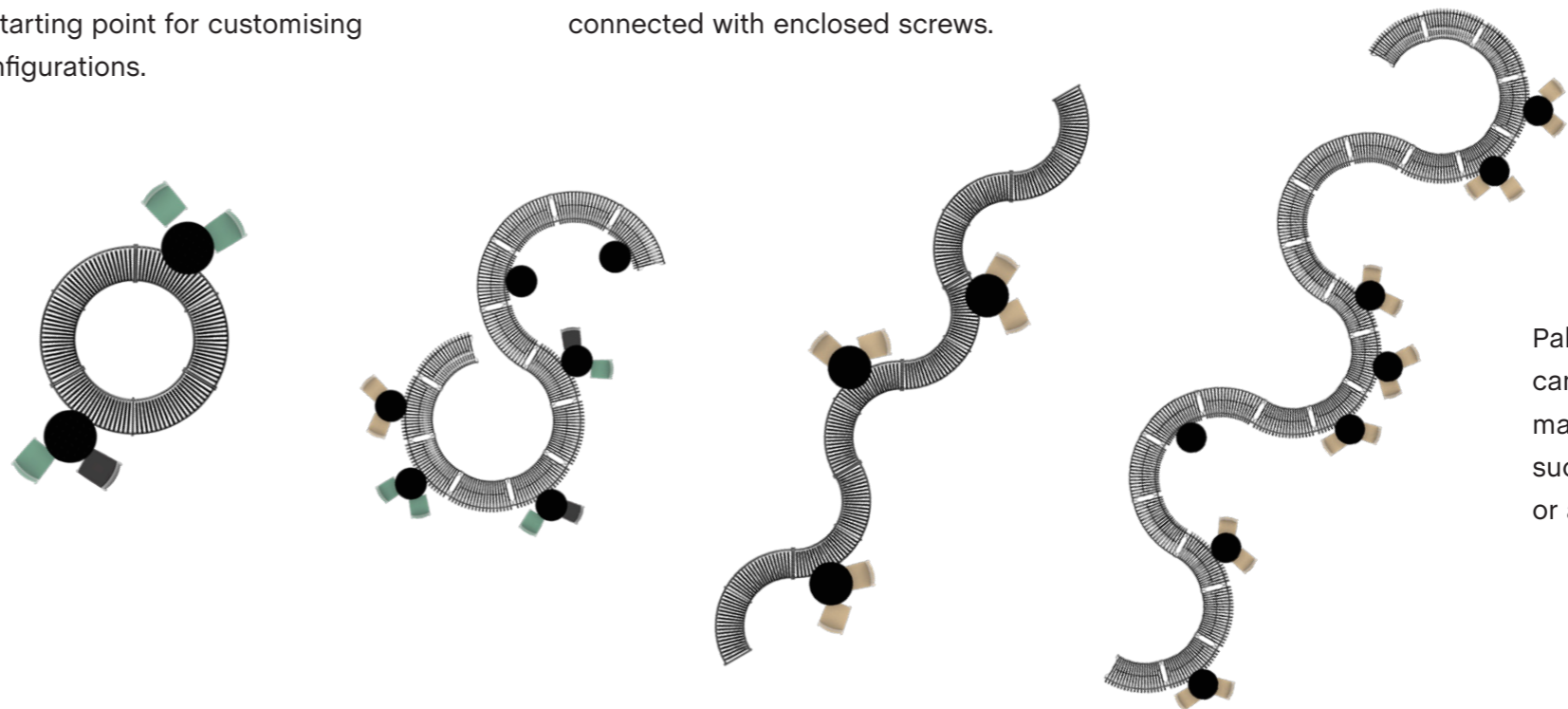

Combining multiple benches together gives users the opportunity to extend the available seating space and form unique configurations to suit specific functional and aesthetic requirements.



A minimum of two Park Dining Benches provides a starting point for customising different configurations.



The Park Dining Benches are connected with enclosed screws.



Palissade Park Benches can be customised in many different lay-outs such as circles, waves or arcs.
























- PALISSADE PARK COLLECTION -  
LAY-OUT INSPIRATION



Park Dining Bench | 8 x OUT | W750 x D420 cm



Park Dining Bench | 7 x IN | W420 x D420 cm



Park Dining Bench | 5 x IN | 6 x OUT | W420 x D420 cm



Park Dining Bench | 13 x IN | 8 x OUT | W1750 x D410 cm



Park Dining Bench | 5 x IN | 7 x OUT | D750 x D410 cm



Park Bench | 3 pcs. | W250 x D250 cm



Park Bench | 4 pcs. | W460 x D260 cm



Park Bench | 12 pcs. | W1200 x D380 cm



Park Bench | 6 pcs. | W1100 x D150 cm



Please use below link to download packshots,  
lifestyle photos and other sales material of  
Palissade Park collection

**IMAGE BANK**

Please use below link for order  
placement and further information

**HAYB2B.COM**





# PALISSADE PARK BENCH

PRODUCT FACT SHEET



**HAY**



## PALISSADE PARK BENCH

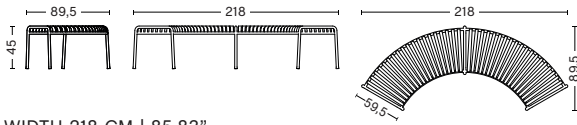
DESIGN BY RONAN & ERWAN BOUROULLEC, 2022

Designed by French duo Ronan and Erwan Bouroullec, the Palissade Park Bench is a freestanding bench designed for outdoor use. The curved bench comprises two seats linked together, which rest upon six legs and can be combined in multiples to create circular or wave-formed configurations. The elegant design is united by the same symmetrical geometry and graphic idiom as the rest of the Palissade series, engineered to reproduce the same visual simplicity that allows it to integrate effortlessly into a natural landscape or urban setting. Specifically designed for outdoor use, the powder-coated steel has a protective outdoor primer for optimal durability and resilience, which makes it last for a longer period of time. Available in selected colours, the Park Bench is ideal for using in gardens, parks and public spaces.

### HIGHLIGHTS

- Part of an outdoor collection of tables, benches, chairs, stools, lounge chairs, chaise longue and sofas in varying sizes and colours.
- Palissade Park Bench is a freestanding knock-down bench.
- Multiple combinations to create circular or wave-formed configurations.
- The Palissade collection features a weatherproof outdoor powder coating.
- Suitable for a wide variety of private and public environments.
- Qualified for contract use.

### DIMENSIONS



WIDTH 218 CM | 85.83"  
DEPTH 89,5 CM | 35.24"  
HEIGHT 45 CM | 17.72"  
SEAT HEIGHT 45 CM | 17.72"

### MATERIALS

#### PARK BENCH

Powder coated steel with a two-component coating; a primer and an outdoor powder coating which provides a barrier to corrosive elements, making it suitable for outdoor use.

#### GLIDER

Plastic glider.

### OPTIONS

Palissade Park Bench Cushion.

### CONSTRUCTION

Knock-down welded steel construction featuring tubular design with six legs. Plastic glider pre-mounted on each leg.

### COUNTRY OF ORIGIN

China

### COLOUR & FINISH

Please note that the colour codes are indicative.



ANTHRACITE  
POWDER  
COATED STEEL  
RAL 9011



SKY GREY  
POWDER  
COATED STEEL  
RAL 7038



OLIVE  
POWDER  
COATED STEEL  
RAL 6003



## SUSTAINABILITY

HAY focuses on developing long-lasting products that minimise our environmental impact. We optimise the use of sustainable materials such as recycled materials, FSC-certified wood and water-based lacquer, with a growing number of eco-certified products. We have strict regulatory requirements, and the majority of our products are tested to comply with international standards for strength, durability and safety.

[LINK TO ENVIROMENTAL PROFILE](#)

## TESTS

EN 16139:2013

Furniture - Strength, durability and safety - Requirements for non-domestic seating.

L2: Extreme use - Loading according to Test severity L2.

EN 581-1:2017

Outdoor furniture – Seating and tables for camping, domestic and contract use – Part 1: General safety requirements

EN 581-2:2015/AC:2016

Outdoor furniture – seating and tables for camping, domestic and contract use – Part 2: Mechanical safety requirements and test methods for seating

## CARE & MAINTENANCE

Our Care & Maintenance offers guidance for optimal maintenance of your HAY product. It includes advice and instructions on cleaning and caring for specific materials to prolong the life of your furniture. Find the guide at hay.com.

[LINK TO CARE & MAINTENANCE](#)

## DOWNLOADS

Packshots and lifestyle photos, 2D / 3D files, care and maintenance, instructions, test certificates, product fact sheets, and product presentations are available in our Image Bank at hay.com.

[LINK TO IMAGE BANK](#)

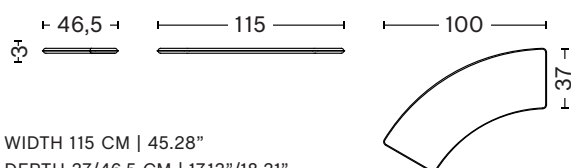




## PALISSADE PARK BENCH CUSHION

Adding extra comfort and functionality to the Palissade collection, the Palissade Cushion is specially formed to fit the Palissade Park Bench and Dining Bench perfectly. The thin, slightly padded cushion features an anti-slip bottom to keep it securely in place. Crafted in Teflon-coated fabric for a water-resistant finish, the cushions are available in three colours and can be used all year round.

### DIMENSIONS




WIDTH 115 CM | 45.28"  
DEPTH 37/46.5 CM | 17.13"/18.31"  
HEIGHT 3 CM | 1.18"

### MATERIALS

OUTDOOR FABRIC  
Polyurethane foam, Non-slip backing.  
100 % Olefin (Teflon water-repellent treatment).

### FABRIC COLOUR


Please note that the colour codes are indicative.



ANTHRACITE



SKY GREY



OLIVE



# PALISSADE PARK DINING BENCH

PRODUCT FACT SHEET



**HAY**



## PALISSADE PARK DINING BENCH

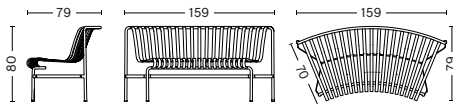
DESIGN BY RONAN & ERWAN BOUROULLEC, 2022

Designed by French duo Ronan and Erwan Bouroullec, the Palissade Park Dining Bench is a modular bench designed for outdoor use. The curved frame comes in two variants, which are designed to curve in two different directions, enabling the benches to be inward facing, outward facing, or a combination of the two. When connecting a minimum of two benches, customised seating arrangements can be created in layouts such as circles, waves and arcs. The elegant design is united by the same symmetrical geometry and graphic idiom as the rest of the Palissade series, engineered to reproduce the same visual simplicity that allows it to integrate effortlessly into a natural landscape or urban setting. Specifically designed for outdoor use, the powder-coated steel has a protective outdoor primer for optimal durability and resilience, which makes it last for a longer period of time. Available in selected colours, the Park Dining Bench is ideal for creating unique seating configurations in gardens, parks and public spaces.

### HIGHLIGHTS

- Part of an outdoor collection of tables, benches, chairs, stools, lounge chairs, chaise longue and sofas in varying sizes and colours.
- A modular bench that can be customised in different layouts such as circles, waves or arcs.
- A configuration of minimum two benches are required.
- The Palissade collection features a weatherproof outdoor powder coating.
- Suitable for a wide variety of private and public environments.
- Qualified for contract use.

### DIMENSIONS



PALISSADE PARK DINING BENCH | IN | ADD-ON | NOT FREESTANDING

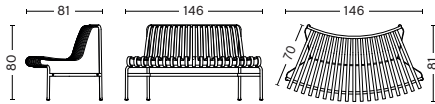
WIDTH 159 CM | 62.60"

DEPTH 79 CM | 31.10"

HEIGHT 80 CM | 31.50"

SEAT HEIGHT 45 CM | 17.72"

SEAT DEPTH 44 CM | 17.32"



PALISSADE PARK DINING BENCH | OUT | ADD-ON | NOT FREESTANDING

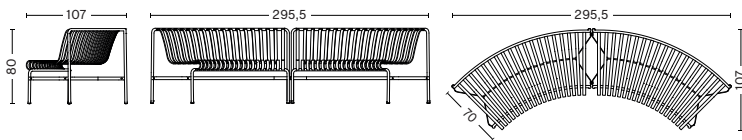
WIDTH 146 CM | 57.48"

DEPTH 81 CM | 31.89"

HEIGHT 80 CM | 31.50"

SEAT HEIGHT 45 CM | 17.72"

SEAT DEPTH 44 CM | 17.32"



PALISSADE PARK DINING BENCH | IN/IN | STARTER SET | SET OF 2

WIDTH 295,5 CM | 116.34"

DEPTH 107 CM | 42.13"

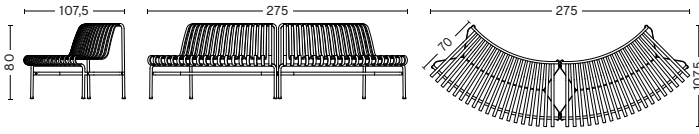
HEIGHT 80 CM | 31.50"

SEAT HEIGHT 45 CM | 17.72"

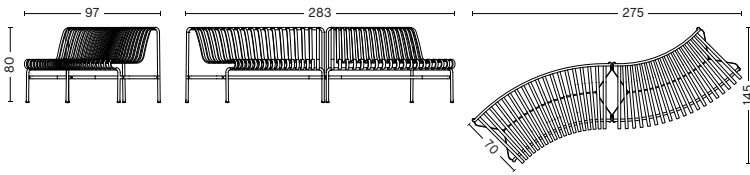
SEAT DEPTH 44 CM | 17.32"



- PALISSADE PARK DINING BENCH -

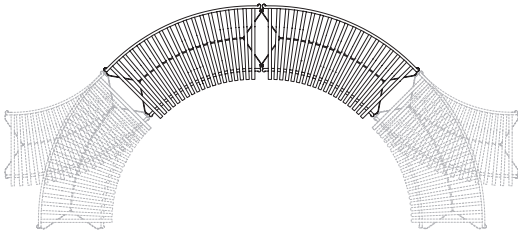


PALISSADE PARK DINING BENCH | OUT/OUT | STARTER SET | SET OF 2  
WIDTH 275 CM | 108.27"  
DEPTH 107,5 CM | 42.32"  
HEIGHT 80 CM | 31.50"  
SEAT HEIGHT 45 CM | 17.72"  
SEAT DEPTH 44 CM | 17.32"

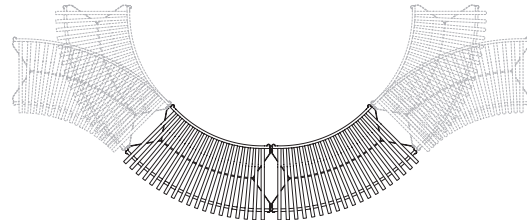


PALISSADE PARK DINING BENCH | IN/OUT | STARTER SET | SET OF 2  
WIDTH 283 CM | 111.42"  
DEPTH 145 CM | 57.10"  
HEIGHT 80 CM | 31.50"  
SEAT HEIGHT 45 CM | 17.72"  
SEAT DEPTH 44 CM | 17.32"

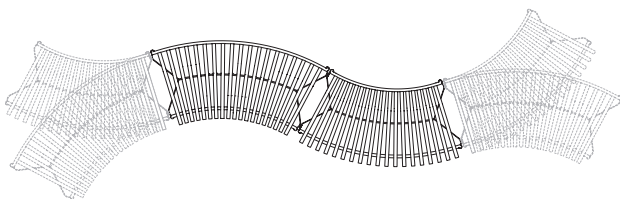
**STARTER SET & ADD-ON**



PALISSADE PARK DINING BENCH | IN/IN | STARTER SET & ADD-ON



PALISSADE PARK DINING BENCH | OUT/OUT | STARTER SET & ADD-ON



PALISSADE PARK DINING BENCH | IN/OUT | STARTER SET & ADD-ON



## MATERIALS

### PARK BENCH

Powder coated steel with a two-component coating; a primer and an outdoor powder coating which provides a barrier to corrosive elements, making it suitable for outdoor use.

### GLIDER

Plastic glider

## OPTIONS

Palissade Park Dining Bench Cushion.

## CONSTRUCTION

Welded steel construction featuring tubular design, with flat steel bar reinforcement cross underneath the seat.  
Plastic glider pre-mounted on each leg.

## COUNTRY OF ORIGIN

China

## COLOUR & FINISH

Please note that the colour codes are indicative.



ANTHRACITE  
POWDER  
COATED STEEL  
RAL 9011



SKY GREY  
POWDER  
COATED STEEL  
RAL 7038



OLIVE  
POWDER  
COATED STEEL  
RAL 6003



## SUSTAINABILITY

HAY focuses on developing long-lasting products that minimise our environmental impact. We optimise the use of sustainable materials such as recycled materials, FSC-certified wood and water-based lacquer, with a growing number of eco-certified products. We have strict regulatory requirements, and the majority of our products are tested to comply with international standards for strength, durability and safety.

[LINK TO ENVIROMENTAL PROFILE](#)

## TESTS

EN 16139:2013\*

Furniture - Strength, durability and safety  
- Requirements for non-domestic seating.  
L2: Extreme use - Loading according to  
Test severity L2.

EN 581-1:2017\*

Outdoor furniture – Seating and tables  
for camping, domestic and contract use –  
Part 1: General safety requirements

EN 581-2:2015\*

Outdoor furniture – seating and tables for  
camping, domestic and contract use – Part  
2: Mechanical safety requirements and test  
methods for seating

\*The tests are performed on two connected Park Dining Benches.

## CARE & MAINTENANCE

Our Care & Maintenance offers guidance for optimal maintenance of your HAY product. It includes advice and instructions on cleaning and caring for specific materials to prolong the life of your furniture. Find the guide at [hay.com](http://hay.com).

[LINK TO CARE & MAINTENANCE](#)

## DOWNLOADS

Packshots and lifestyle photos, 2D / 3D files, care and maintenance, instructions, test certificates, product fact sheets, and product presentations are available in our Image Bank at [hay.com](http://hay.com).

[LINK TO IMAGE BANK](#)

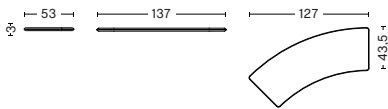




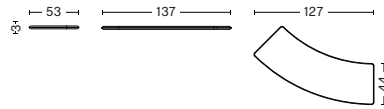
## PALISSADE PARK DINING BENCH CUSHION

Adding extra comfort and functionality to the Palissade collection, the Palissade Cushion is specially formed to fit the Palissade Park Bench and Dining Bench perfectly. The thin, slightly padded cushion features an anti-slip bottom to keep it securely in place. Crafted in Teflon-coated fabric for a water-resistant finish, the cushions are available in three colours and can be used all year round.

### DIMENSIONS



PALISSADE PARK DINING BENCH CUSHION | IN  
WIDTH 137 CM | 53.94"  
DEPTH 43.5 CM | 17.13"  
HEIGHT 3 CM | 1.18"



PALISSADE PARK DINING BENCH CUSHION | OUT  
WIDTH 137 CM | 53.94"  
DEPTH 44 CM | 17.32"  
HEIGHT 3 CM | 1.18"

### MATERIALS


OUTDOOR FABRIC

Polyurethane foam, Non-slip backing.

100 % Olefin (Teflon water-repellent treatment).

### FABRIC COLOUR


Please note that the colour codes are indicative.



ANTHRACITE



SKY GREY



OLIVE