

fold

Steel Leg Table



About Fold



















Strong and elegant, the Fold range is carefully proportioned to provide a simple and customisable surface. Taking its name from the folded steel frame, Fold is a low statement product that can be used with any chair or bench.

Compliance


- SCS Indoor Advantage™ Gold Certificate
- FSC®certified products available upon request
- naughtone is FISP and ISO14001 certified
- Our tables are designed to meet or exceed all EN performance requirements per BS EN 15372:2016

Sizes

All dimensions quoted are rounded to the nearest 5mm or nearest 1/2 inch


		
FLD12D Fold 1200 Circular Table mm Dia 1200 D 800 H 750 inch Dia 47.5 H 29.5	FLD14D Fold 1400 Circular Table mm Dia 1400 D 800 H 750 inch Dia 55 H 29.5	FLD16D Fold 1600 Circular Table mm Dia 1600 D 800 H 750 inch Dia 63 H 29.5
		
FLD16X8 Fold 1600 x 800 Table mm W 1600 D 800 H 750 inch W 63 D 31.5 H 29.5	FLD18X8 Fold 1800 x 800 Table mm W 1800 D 800 H 750 inch W 71 D 31.5 H 29.5	FLD20X9 Fold 2000 x 900 Table mm W 2000 D 900 H 750 inch W 79 D 35.5 H 29.5
		
FLD22X9 Fold 2200 x 900 Table mm W 2200 D 900 H 750 inch W 87 D 35.5 H 29.5	FLD24X10 Fold 2400 x 1000 Table mm W 2400 D 1000 H 750 inch W 94.5 D 39 H 29.5	FLD24X12 Fold 2400 x 1200 Table mm W 2400 D 1200 H 750 inch W 94.5 D 47.5 H 29.5
		
FLD28 Fold 6 Leg Table 2800 mm W 2800 D 1200 H 750 inch W 110 D 47.5 H 29.5	FLD32 Fold 6 Leg Table 3200 mm W 3200 D 1200 H 750 inch W 126 D 47.5 H 29.5	
		
FLD16BH Fold Bar Height Table 1600 mm W 1600 D 800 H 1000 inch W 63 D 31.5 H 39.5	FLD18BH Fold Bar Height Table 1800 mm W 1800 D 800 H 1000 inch W 71 D 31.5 H 39.5	FLD20BH Fold Bar Height Table 2000 mm W 2000 D 900 H 1000 inch W 79 D 35.5 H 39.5
		
FLD22BH Fold Bar Height Table 2200 mm W 2200 D 900 H 1000 inch W 87 D 35.5 H 39.5	FLD28BH Fold 6 Leg Bar Height Table 2800 mm W 2800 D 1200 H 1000 inch W 110 D 47.5 H 39.5	FLD32BH Fold 6 Leg Bar Height Table 3200 mm W 3200 D 1200 H 1000 inch W 126 D 47.5 H 39.5

Base Finishes



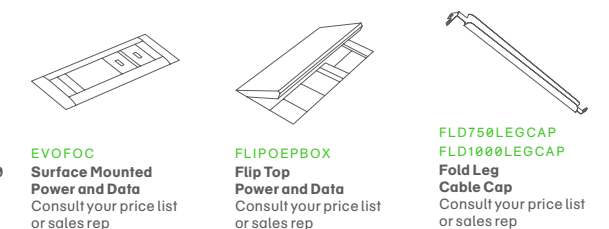
White Powder Coated Frame Standard
Black Powder Coated Frame Standard
RAL Powder Coated Frame naughtone Colours

Top Options



White / Black MFMD edge banded
White / Black MFMD with reverse chamfer, polished MDF edge
Forbo Lino with reverse chamfer edge 8 colours available
Oak Veneer with reverse chamfer, polished MDF edge
Walnut Veneer with reverse chamfer, polished MDF edge

Power and Data Options



EVOFOC
Surface Mounted Power and Data
Consult your price list or sales rep

FLIPOEBOX
Flip Top Power and Data
Consult your price list or sales rep

FLD750LEGCAP
FLD1000LEGCAP
Fold Leg Cable Cap
Consult your price list or sales rep

naughtone RAL Colours














Fold Table Technical Specifications

Testing

Our tables are designed to meet or exceed all EN performance requirements per **EN 15372:2008**, which includes the following tests:

- Edges of top rounded or chamfered, no burrs or sharp edges
- Shall not be possible for load bearing parts to come loose unintentionally
- Shear and squeeze points during use
- Stability under vertical force – Main surface
- Horizontal static load – High
- Vertical static load
- Horizontal fatigue
- Vertical impact for tables without glass

Structural Testing Certifications

FLD850D

Fold 850dia cafe table

BS EN 15372:2008, Level 2

Static load 120kg



Servicing

If a component is damaged and needs replacing then please email our team with an image of the damaged part and reference your order number, we will be happy to facilitate any replacements.



Warranty

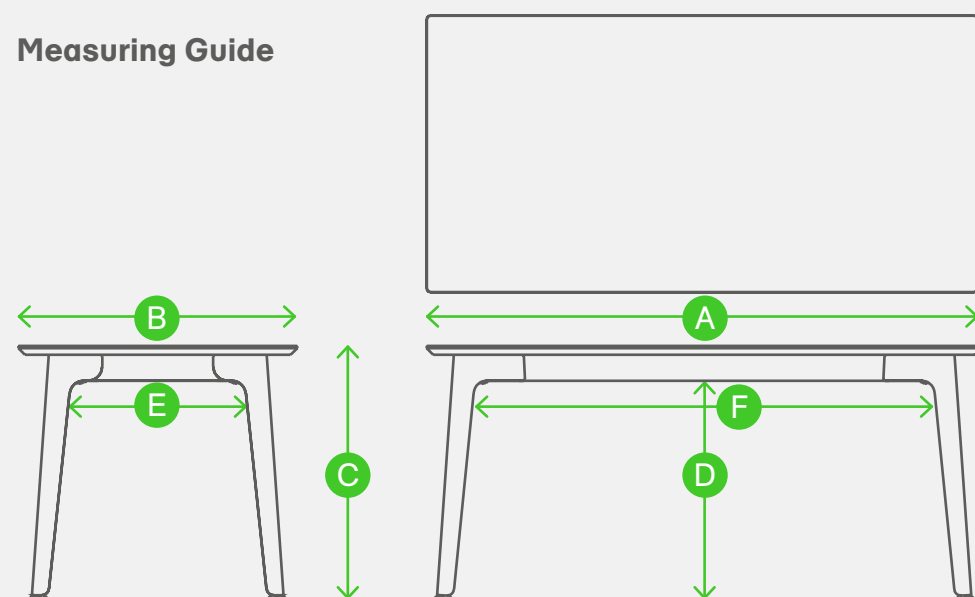
naughtone offers a **10 Year** warranty across all products. Details on the terms and conditions of naughtones warranty can be found at naughtone.com/warranty

Fold Standard Table Technical Specifications




Product Code and Description <small>All dimensions quoted are rounded to the nearest 5mm or nearest 1/2 inch</small>	A Overall Width	B Overall Depth	C Overall Height	D From Floor to Beam	E Distance between Legs (front)	F Distance between Legs (side)	G Weight
12 FLD12D Fold Table 1200 Circular	1200 mm 47.5 in	1200 mm 47.5 in	750 mm 29.5 in	625 mm 24.5 in	670 mm 26.5 in	670 mm 26.5 in	54.3 kg 119.7 lbs
13 FLD14D Fold Table 1400 Circular	1400 mm 55 in	1400 mm 55 in	750 mm 29.5 in	625 mm 24.5 in	870 mm 34.5 in	870 mm 34.5 in	65.8 kg 145.1 lbs
14 FLD16D Fold Table 1600 Circular	1600 mm 63 in	1600 mm 63 in	750 mm 29.5 in	625 mm 24.5 in	1070 mm 42.5 in	1070 mm 42.5 in	74.5 kg 164 lbs
15 FLD16X8 Fold Table 1600 x 800	1600 mm 63 in	800 mm 31.5 in	750 mm 29.5 in	625 mm 24.5 in	505 mm 20 in	1330 mm 52.5 in	62.3 kg 137.3 lbs
16 FLD18X8 Fold Table 1800 x 800	1800 mm 71 in	800 mm 31.5 in	750 mm 29.5 in	625 mm 24.5 in	505 mm 20 in	1530 mm 60 in	66.5 kg 146.6 lbs
17 FLD20X9 Fold Table 2000 x 900	2000 mm 79 in	900 mm 35.5 in	750 mm 29.5 in	625 mm 24.5 in	605 mm 24 in	1730 mm 68 in	80.5 kg 177.5 kg
18 FLD22X9 Fold Table 2200 x 900	2200 mm 87 in	900 mm 35.5 in	750 mm 29.5 in	625 mm 24.5 in	905 mm 35.5 in	1730 mm 68 in	85 kg 187.4 lbs
19 FLD24X10 Fold Table 2400 x 1000	2400 mm 95 in	1000 mm 39 in	750 mm 29.5 in	625 mm 24.5 in	705 mm 28 in	2130 mm 84 in	98 kg 216.1 lbs
20 FLD24X12 Fold Table 2400 x 1200	2400 mm 95 in	1200 mm 47.5 in	750 mm 29.5 in	625 mm 24.5 in	905 mm 35.5 in	2130 mm 84 in	105.4 kg 232.4 lbs

Measuring Guide

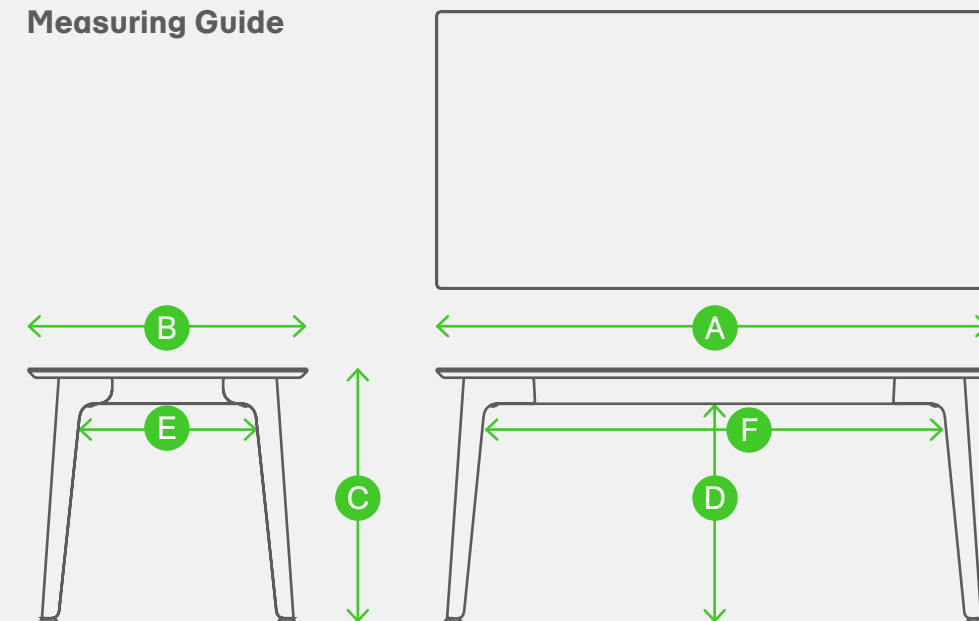


Fold Multi-leg and Bar height Table Technical Specifications



Product Code and Description <small>All dimensions quoted are rounded to the nearest 5mm or nearest 1/2 inch</small>	A Overall Width	B Overall Depth	C Overall Height	D From Floor to Beam	E Distance between Legs (front)	F Distance between Legs (side)	G Weight
21 FLD28 Fold 6 Leg Table 2800	2800 mm 110 in	1200 mm 47.5 in	750 mm 29.5 in	505 mm 20 in	905 mm 35.5 in	2520 mm 99 in	126 kg 277 lb
22 FLD32 Fold 6 Leg Table 3200	3200 mm 126 in	1200 mm 47.5 in	750 mm 29.5 in	505 mm 20 in	905 mm 35.5 in	3020 mm 115 in	183 kg 425 lb
23 FLD16BH Fold Bar Height Table 1600	1600 mm 63 in	800 mm 31.5 in	1000 mm 39.5 in	875 mm 34.5 in	505 mm 20 in	1330 mm 52.5 in	70 kg 154.5 lbs
24 FLD18BH Fold Bar Height Table 1800	1800 mm 71 in	800 mm 31.5 in	1000 mm 39.5 in	875 mm 34.5 in	505 mm 20 in	1530 mm 60 in	74 kg 163 lbs
25 FLD20BH Fold Bar Height Table 2000	2000 mm 79 in	900 mm 35.5 in	1000 mm 39.5 in	625 mm 24.5 in	505 mm 20 in	1530 mm 60 in	88.1 kg 194 lbs
26 FLD22BH Fold Bar Height Table 2200	2200 mm 87 in	900 mm 35.5 in	1000 mm 39.5 in	875 mm 34.5 in	605 mm 24 in	1730 mm 68 in	92.7 kg 204.5 lbs
27 FLD28X12BH Fold 6 Leg Bar Height Table 2800	2800 mm 110 in	1200 mm 47.5 in	1000 mm 39.5 in	875 mm 34.5 in	905 mm 35.5 in	2520 mm 99 in	132 kg 291.0 lbs
28 FLD32X12BH Fold 6 Leg Bar Height Table 3200	3200 mm 126 in	1200 mm 47.5 in	1000 mm 39.5 in	875 mm 34.5 in	905 mm 35.5 in	3020 mm 115 in	189 kg 416.5 lbs

Measuring Guide



Fold Table Environmental Product Summary



Environment attributes

- naughtone is **FISP** and **ISO14001** certified
- naughtone is **FSC®** certified
- **62.3kg** total weight (Fold table 1600x800)
- **33.6% Recyclable**(frame, fixings and feet)
- **66.4% Resuable** (top)
- **37% Post Consumer Recycled content** (top, frame and fixings)
- Packaging: **83.5%** recycled cardboard 16.5% virgin fibre and protective biodegradable bubble wrap
- **Indoor Advantage™ Gold** ANSI/BIFMA Furniture Emissions Standard (M7.1/X7.1-2011 R2016) and ANSI/BIFMA e-3-2014e (Credits 7.6.1, 7.6.2, 7.6.3)

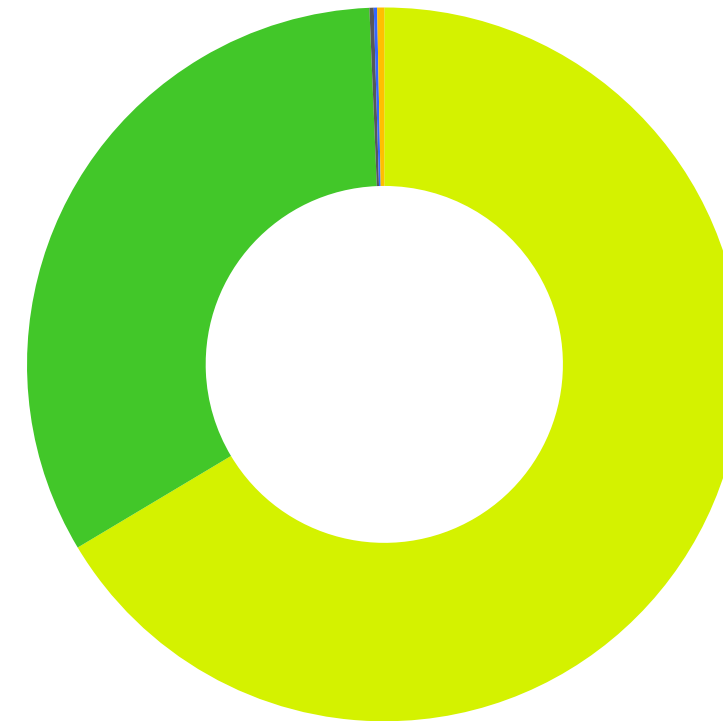
These attributes can help you to achieve criteria towards **LEED, BREEAM, Ska** and **WELL** building certifications



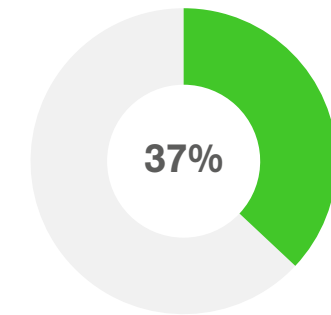
Fold Table Environmental Product Summary

Material Percentage Split

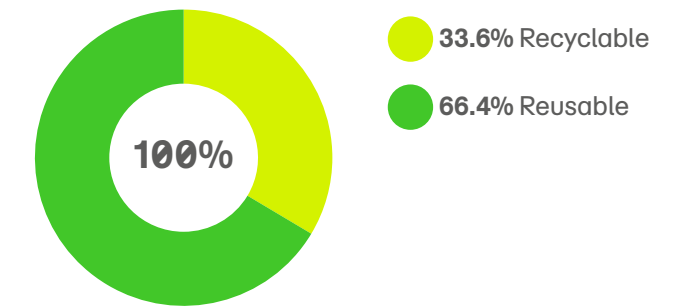
- 66.42% MF MDF
- 0.32% Stainless Steel
- 32.91% Mild Steel
- 0.19% Mild Steel Zinc Plated
- 0.15% Polypropylene



Post Consumer Recycled Content



Recyclable Content



Product Specific Design Statement

The Fold table and bench is available in a range of sizes and finishes but for this document we have a specific example from the range:

Fold Table 1600x800 with a white MF MDF top

The Fold table frame is made from laser cut, folded mild steel with the individual laser cut components being folded allowing for minimal additional welding. The frame is supplied un-assembled for bolt together construction.

The top and frame are assembled together by hand using minimal fixings and can be easily disassembled if necessary.

The frame components are finished with a zinc primed polyester powder coat.

The table top is CNC cut from white Melamine Faced Medium-density fibreboard, with the raw edge polished and finished with a hard-wearing spray lacquer.

CSR Statement

naughtone has always considered the environment throughout our design and manufacturing process. We understand that as we continue to grow, so does our potential impact on our surroundings. As most of our raw materials are simple, we have great control over their sources, and are proud to be able to offer **FSC®certified** upholstered products and use recycled metals in our table ranges. The addition of our North American manufacturing provision also helps to keep manufacturing miles to a minimum, as our market continues to grow in the USA. Finally, naughtone offers a 'bring back' programme, where the client is able to return the product to our factory, where we will be happy to breakdown and recycle the parts for you.

Where sustainable sources are quoted, and a chain of custody is required by a customer this must be indicated on the purchase order to naughtone. A chain of custody requested after an order has been placed or delivered may be difficult to recover.

Figures stated in the Environmental product summary may vary based on model and options selected, we have based this document on a specific example when produced in the United Kingdom. Recycled content calculations are taken from supplier information and industry averages, material variables are likely to affect the figures which may result in higher or lower percentages.

This document will be reviewed and updated periodically and is subject to change without notice.



FSC® certified products available upon request



naughtone offers PEFC certified products





1 Design

Every aspect of the naughtone product ranges has been designed with the environment considered, from ethical material choice and production efficacy to storage efficiency and ease of disassembly.

Dense foam sets and resilient fabrics are selected for their longevity and effectiveness across sectors. Durable high quality finishes such as powder coated bases in a range of colours allow clients the freedom of finish options. Finish samples are available allowing clients to make informed decisions and retain to add to their finish libraries for future reference.

2 Raw Material

Local supply of raw materials is employed for the production of our products when possible, procured from suppliers that are quality inspected for extraction methods and meet the highest environmental standards.

3 Production

As many of our products are assembled by hand the energy expenditure wasted from machinery during the production process is kept to a minimum.

All fabrics are cut to ensure optimum efficiency with fabric usage and reduced waste consumption per unit.

All production sites have recycling facilities for any excess product that cannot be used elsewhere, which is then managed by a professional third party.

4 Distribution

Distribution of naughtone products generally occurs directly between the manufacturing site to the client. Production is localised when possible to the US or UK regions, reducing the carbon footprint and miles travelled for each product.

Many items are flat packed for delivery or shipped disassembled with efficient, minimised packaging; optimizing the transportation vessel space.

5 Usage

naughtone products do not require energy or water to function, thus no environmental exchange takes place and no waste is generated during the life of the product.

The only foreseeable need is the cleaning of the product for general maintenance. This includes regular vacuuming to remove dirt and dust particles on upholstery items, and using a dry or damp cloth to wipe non-upholstery items.

This is recommended for all products utilised under conditions of normal wear and is expected to have negligible environmental impacts.

6 End of Life

Although our products are durable and demonstrate timeless design, naughtone products are manufactured in such a way that they can be easily disassembled at the end of life and most of the componentry can be either recycled or re-used as applicable.

As a company we are also happy to accept the return of products, to help re-home or recycle furniture or components at the end of the products useful life.

UK Showroom

6 Bakers Yard
Clerkenwell
London EC1R3DD
T: +44 (0)20 389 22 788

US Showroom

Suite 11-88
222 Merchandise Mart Plaza
Floor 11
Chicago IL 60654

naughtone HQ

Knaresborough Tech Park
Manse Lane
Knaresborough HG5 8LF

T: +44 (0) 1423 816 500
E: sales@naughtone.com

www.naughtone.com