

HermanMiller

Civic™ Tables Planning Guide



Civic Tables Planning Guide

Table of Contents

Introduction and Application	3
Introduction	3
Statement of line	4
Base and Feet Types	4
Worktops	5
Edge Profiles	6
Application	8
Round Table	8
Square Table	9
Oval Table	10
Rectangle Table	11
Teardrop Table	12
Trapezoid Table	13
Product Code Logic	14
Shapes and Applications	15
Shapes/Bases	15
Introduction to Finishes	17
Segmented Bases	19
Wood Grain Direction	22
Veneer and Solid Wood Grain Direction	22
Product Information and Planning	24
Wire management	24
Power Options	26
Wire Manager	26
Wire Manager Cutout Position	28

Introduction and Application

Introduction

Civic™ is a comprehensive table collection that lends itself to a wide variety of applications for work, home and hospitality. It includes meeting tables, conference tables, café tables, lounge tables, collaboration tables and side tables, each offering a choice of shapes, colours, materials and finishes.



Inclusive and Inviting

The foundation of Civic is a base design for each table which gives harmony, elegance and coherence to a space, allowing them to be specified across a diverse range of environments. Accompanied by table tops with curved edges and fluid shapes (there are no harsh angles in the range) Civic encourages people to gather round; it's collaboration without hierarchy.

From Modest to Mighty

With Civic style isn't compromised by an increase in scale. From small café tables to conference tables for up to 16 people, Civic's elegant base and sophisticated table tops maintain the same form and function at any size, allowing the same range to be used throughout any environment.

Eclectic Material Expression

While visual harmony is at the heart of Civic, this is coupled with a desire to celebrate the diversity of each client and celebrate the diversity of styles across many spaces. Civic pushes the boundaries of finishes through the introduction of lino, marble and soft-touch surfaces. These premium finishes paired with a slim profile edge can elevate a simple table to one which enhances where people work and meet.

How to Use This Planning Guide

This document is intended to assist the user in proper planning of

Civic™. This is not a specification guide. Please refer to the Civic™ Tables Price Book and Technical Guide for complete order and specification information.

Statement of line

Base and Feet Types

Base Types



One column central



Two column linear



Three+ column linear



Four column square

Feet



Glide




Castor

Statement of line

Worktops


Worktops



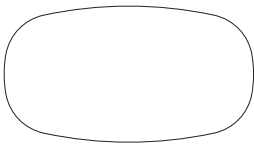
Round



Square
(square corner)




Square
(round corner)



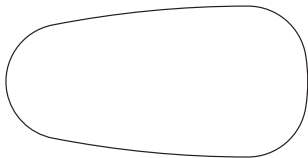
Oval



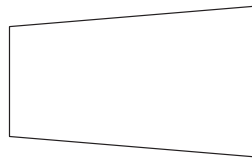
Rectangular
(square corner)



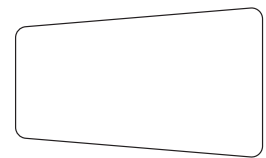
Rectangular
(radius corner)



Tear Drops



Trapezoid
(square corner)



Trapezoid
(radius corner)

Statement of line

Edge Profiles (Cont.)



Square Edge



Profile Edge



Marble Edge

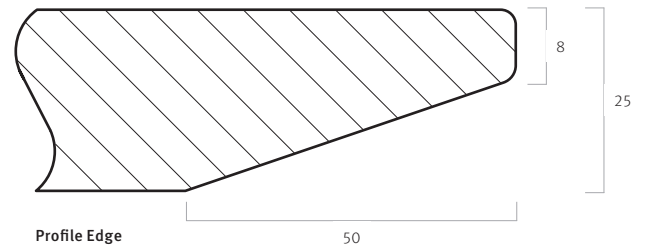
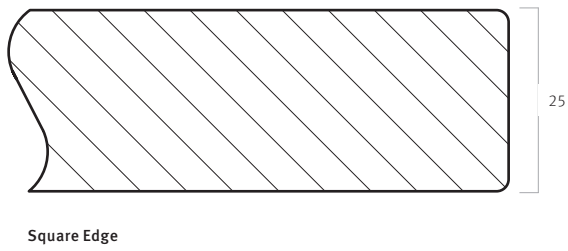


Statement of line

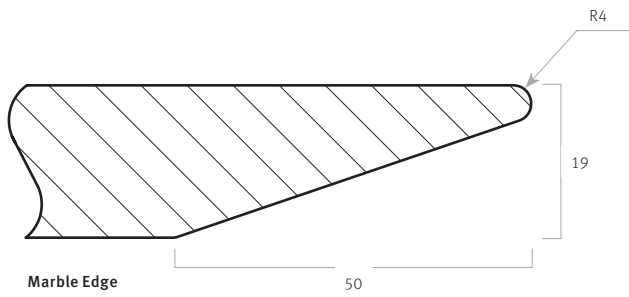
Edge Profiles

Edge Profiles Dimensions

Edge Profiles for Melamine, Laminate and Veneer



Edge Profiles for Marble



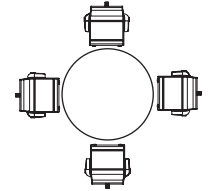
Application

Round Table

Recommended seating capacity - examples

Seating recommendations based on approximately 600mm per person

	PRODUCT NUMBER	DESCRIPTION	NO. OF SURFACES	CAPACITY
1	MEXXA*.0909	Round table, 900mm	1	2-4
2	MEXXA*.1010	Round table, 1000mm	1	3-4
3	MEXXA*.1212	Round table, 1200mm	1	4-5
4	MEXXA*.1414	Round table, 1400mm	1	5-6
* select table height. Occasional (O), Lounge (L), Work (W), Standing (S)				



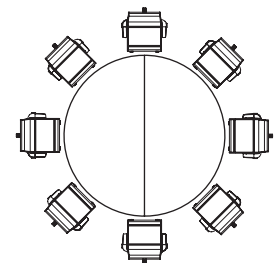
1000mm Round worksurface

Note: Size MEXXA*.1414 is not applicable to Occasional (O), Lounge (L)

Recommended seating capacity - examples

Seating recommendations based on approximately 700mm per person

	PRODUCT NUMBER	DESCRIPTION	NO. OF SURFACES	CAPACITY
6	MEXXAW.1515	Round table, 1500mm	1	6-7
7	MEXXAW.1600	Round table, 1600mm	1	7-8
8	MEXXAW.1800	Round table, 1800mm	2	7-8
9	MEXXAW.2020	Round table, 2000mm	2	8-9
10	MEXXAW.2222	Round table, 2200mm	2	9-10
11	MEXXAW.2424	Round table, 2400mm	2	10-11



2000mm Round worksurface

Note: For size 1600mm Laminate material worktop splits into 2 surfaces.

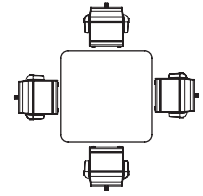
Application

Square Table

Recommended seating capacity - examples

Seating recommendations based on approximately 600mm per person

	PRODUCT NUMBER	DESCRIPTION	NO. OF SURFACES	CAPACITY
1	MEXXG*.0808	Square table, 800mm	1	3-4
2	MEXXG*.0909	Square table, 900mm	1	3-4
3	MEXXG*.1010	Square table, 1000mm	1	4-5
	* select table height. Occasional (O), Lounge (L), Work (W), Standing (S)			



1000mm Square worksurface

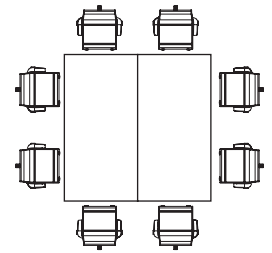
Note:

1. For size 1600mm Laminate material worktop splits into 2 surfaces.
2. For Square and Round radius corners the number of surfaces and table capacity are same.

Recommended seating capacity - examples

Seating recommendations based on approximately 700mm per person

	PRODUCT NUMBER	DESCRIPTION	NO. OF SURFACES	CAPACITY
4	MEXXGW.1515	Square table , 1500mm	1	5-6
5	MEXXGW.1600	Square table , 1600mm	1	7-8
6	MEXXGW.1800	Square table , 1800mm	2	7-8
7	MEXXGW.2020	Square table , 2000mm	2	8-9
8	MEXXGW.2222	Square table , 2200mm	2	9-10



2000mm Square worksurface

Note:

1. For size 1600mm Laminate material worktop splits into 2 surfaces.
2. For Square and Round radius corners the number of surfaces and table capacity are same.


Application

Oval Table

Recommended seating capacity - examples

Seating recommendations based on approximately 700mm per person

	PRODUCT NUMBER	DESCRIPTION	NO. OF SURFACES	CAPACITY
1	MEXXB*.1016	Oval table, 1600mm x 1000mm	1	4-6
2	MEXXB*.1018	Oval table, 1800mm x 1000mm	1	4-6
3	MEXXB*.1020	Oval table, 2000mm x 1000mm	1	4-6
4	MEXXB*.1022	Oval table, 2200mm x 1000mm	1	6-8
5	MEXXB*.1218	Oval table, 1800mm x 1200mm	1	4-6
6	MEXXB*.1220	Oval table, 2000mm x 1200mm	1	4-6
7	MEXXB*.1222	Oval table, 2200mm x 1200mm	1	6-8
* select table height. Work (W), Standing (S)				




1800mm x 1000mm
Oval worksurface

Note:

- For size 2800mm Laminate material worktop splits into 2 surfaces.
- For Square and Round radius corners the number of surfaces and table capacity are same.

	PRODUCT NUMBER	DESCRIPTION	NO. OF SURFACES	CAPACITY
8	MEXXBW.1024	Oval table, 2400mm x 1000mm	1	6-8
9	MEXXBW.1028	Oval table, 2800mm x 1000mm	1	8-10
10	MEXXBW.1030	Oval table, 3000mm x 1000mm	2	10-12
11	MEXXBW.1032	Oval table, 3200mm x 1000mm	2	10-12
12	MEXXBW.1036	Oval table, 3600mm x 1000mm	3	10-12
13	MEXXBW.1040	Oval table, 4000mm x 1000mm	3	10-12
14	MEXXBW.1042	Oval table, 4200mm x 1000mm	3	12-14
15	MEXXBW.1045	Oval table, 4500mm x 1000mm	1	12-14
16	MEXXBW.1224	Oval table, 2400mm x 1200mm	1	8-10
17	MEXXBW.1228	Oval table, 2800mm x 1200mm	1	8-10
18	MEXXBW.1230	Oval table, 3000mm x 1200mm	2	8-10
19	MEXXBW.1232	Oval table, 3200mm x 1200mm	2	8-10
20	MEXXBW.1236	Oval table, 3600mm x 1200mm	3	10-12
21	MEXXBW.1240	Oval table, 4000mm x 1200mm	3	10-12
22	MEXXBW.1242	Oval table, 4200mm x 1200mm	3	12-14
23	MEXXBW.1245	Oval table, 4500mm x 1200mm	3	12-14
24	MEXXBW.1248	Oval table, 4800mm x 1200mm	3	14-16
25	MEXXBW.1254	Oval table, 5400mm x 1200mm	4	18-20
26	MEXXBW.1260	Oval table, 6000mm x 1200mm	4	18-20
27	MEXXBW.1420	Oval table, 2000mm x 1400mm	1	6-8
28	MEXXBW.1422	Oval table, 2200mm x 1400mm	1	8-10
29	MEXXBW.1424	Oval table, 2400mm x 1400mm	1	10-12
30	MEXXBW.1428	Oval table, 2800mm x 1400mm	1	10-12
31	MEXXBW.1430	Oval table, 3000mm x 1400mm	2	10-12
32	MEXXBW.1432	Oval table, 3200mm x 1400mm	2	10-12
33	MEXXBW.1436	Oval table, 3600mm x 1400mm	3	12-14
34	MEXXBW.1440	Oval table, 4000mm x 1400mm	3	12-14
35	MEXXBW.1442	Oval table, 4200mm x 1400mm	3	14-16
36	MEXXBW.1445	Oval table, 4500mm x 1400mm	3	14-16
37	MEXXBW.1448	Oval table, 4800mm x 1400mm	3	16-18
38	MEXXBW.1454	Oval table, 5400mm x 1400mm	4	16-18
39	MEXXBW.1460	Oval table, 6000mm x 1400mm	4	18-20



3600mm x 1000mm
Oval worksurface

Note:

- For size 2800mm Laminate material worktop splits into 2 surfaces.
- For Square and Round radius corners the number of surfaces and table capacity are same.

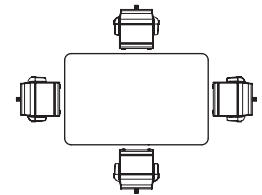
Application

Rectangle Table

Recommended seating capacity - examples

Seating recommendations based on approximately 700mm per person

	PRODUCT NUMBER	DESCRIPTION	NO. OF SURFACES	CAPACITY
1	MEXXX*.1016	Rectangle table, 1600mm x 1000mm	1	3-5
2	MEXXX*.1018	Rectangle table, 1800mm x 1000mm	1	3-5
3	MEXXX*.1020	Rectangle table, 2000mm x 1000mm	1	3-5
4	MEXXX*.1022	Rectangle table, 2200mm x 1000mm	1	5-7
5	MEXXX*.1218	Rectangle table, 1800mm x 1200mm	1	5-6
6	MEXXX*.1220	Rectangle table, 2000mm x 1200mm	1	3-5
7	MEXXX*.1222	Rectangle table, 2200mm x 1200mm	1	5-7
	* select table height. Work (W), Standing (S)			

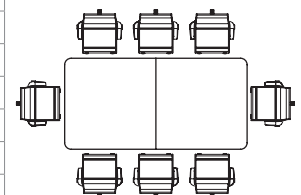


2000mm x 1200mm
Rectangle worksurface

Note:

1. For size 2800mm Laminate material worktop splits into 2 surfaces.
2. For Square and Round radius corners the number of surfaces and table capacity are same.

	PRODUCT NUMBER	DESCRIPTION	NO. OF SURFACES	CAPACITY
8	MEXXKW.1024	Rectangle table, 2400mm x 1000mm	1	5-7
9	MEXXKW.1028	Rectangle table, 2800mm x 1000mm	1	7-9
10	MEXXKW.1030	Rectangle table, 3000mm x 1000mm	2	9-11
11	MEXXKW.1032	Rectangle table, 3200mm x 1000mm	2	9-11
12	MEXXKW.1036	Rectangle table, 3600mm x 1000mm	3	9-11
13	MEXXKW.1040	Rectangle table, 4000mm x 1000mm	3	9-11
14	MEXXKW.1042	Rectangle table, 4200mm x 1000mm	3	11-13
15	MEXXKW.1045	Rectangle table, 4500mm x 1000mm	3	11-13
16	MEXXKW.1224	Rectangle table, 2400mm x 1200mm	1	7-9
17	MEXXKW.1228	Rectangle table, 2800mm x 1200mm	1	7-9
18	MEXXKW.1230	Rectangle table, 3000mm x 1200mm	2	7-9
19	MEXXKW.1232	Rectangle table, 3200mm x 1200mm	2	7-9
20	MEXXKW.1236	Rectangle table, 3600mm x 1200mm	3	9-11
21	MEXXKW.1240	Rectangle table, 4000mm x 1200mm	3	9-11
22	MEXXKW.1242	Rectangle table, 4200mm x 1200mm	3	11-13
23	MEXXKW.1245	Rectangle table, 4500mm x 1200mm	3	11-13
24	MEXXKW.1248	Rectangle table, 4800mm x 1200mm	3	13-15
25	MEXXKW.1254	Rectangle table, 5400mm x 1200mm	4	17-19
26	MEXXKW.1260	Rectangle table, 6000mm x 1200mm	4	17-19
27	MEXXKW.1420	Rectangle table, 2000mm x 1400mm	1	5-7
28	MEXXKW.1422	Rectangle table, 2200mm x 1400mm	1	7-9
29	MEXXKW.1424	Rectangle table, 2400mm x 1400mm	1	9-11
30	MEXXKW.1428	Rectangle table, 2800mm x 1400mm	1	9-11
31	MEXXKW.1430	Rectangle table, 3000mm x 1400mm	2	9-11
32	MEXXKW.1432	Rectangle table, 3200mm x 1400mm	2	9-11
33	MEXXKW.1436	Rectangle table, 3600mm x 1400mm	3	11-13
34	MEXXKW.1440	Rectangle table, 4000mm x 1400mm	3	11-13
35	MEXXKW.1442	Rectangle table, 4200mm x 1400mm	3	13-15
36	MEXXKW.1445	Rectangle table, 4500mm x 1400mm	3	13-15
37	MEXXKW.1448	Rectangle table, 4800mm x 1400mm	3	15-17
38	MEXXKW.1454	Rectangle table, 5400mm x 1400mm	4	15-17
39	MEXXKW.1460	Rectangle table, 6000mm x 1400mm	4	17-19



3000mm x 1200mm
Rectangle worksurface

Note:

1. For size 2800mm Laminate material worktop splits into 2 surfaces.
2. For Square and Round radius corners the number of surfaces and table capacity are same.

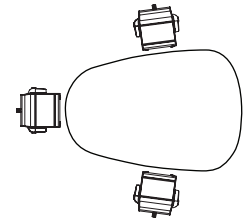
Application

Teardrop Table

Recommended seating capacity - examples

Seating recommendations based on approximately 700mm per person

	PRODUCT NUMBER	DESCRIPTION	NO. OF SURFACES	CAPACITY
1	MEXXD*.1116	Teardrop table, 1600mm x 1100mm	1	3-5
2	MEXXD*.1118	Teardrop table, 1800mm x 1100mm	1	3-5
3	MEXXD*.1120	Teardrop table, 2000mm x 1100mm	1	5-7
* select table height. Work (W), Standing (S)				



1600mm x 1100mm
Teardrop worksurface

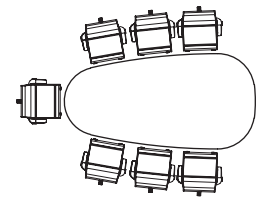
Note:

1. For Square and Round radius corners the number of surfaces and table capacity are same.

Recommended seating capacity - examples

Seating recommendations based on approximately 700mm per person

	PRODUCT NUMBER	DESCRIPTION	NO. OF SURFACES	CAPACITY
4	MEXXDW.1122	Teardrop table, 2200mm x 1100mm	1	5-7
5	MEXXDW.1124	Teardrop table, 2400mm x 1100mm	1	6-8
6	MEXXDW.1128	Teardrop table, 2800mm x 1100mm	1	7-9
7	MEXXDW.1418	Teardrop table, 1800mm x 1400mm	1	4-6
8	MEXXDW.1420	Teardrop table, 2000mm x 1400mm	1	5-7
9	MEXXDW.1422	Teardrop table, 2200mm x 1400mm	1	6-8
10	MEXXDW.1424	Teardrop table, 2400mm x 1400mm	1	7-9
11	MEXXDW.1428	Teardrop table, 2800mm x 1400mm	1	9-10



2800mm x 1100mm
Teardrop worksurface

Note:

1. For Square and Round radius corners the number of surfaces and table capacity are same.
2. Veneer and Laminate not offered in 2800mm.

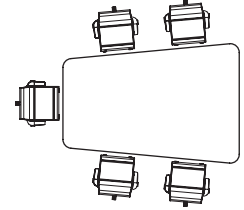
Application

Trapezoid Table

Recommended seating capacity - examples

Seating recommendations based on approximately 700mm per person

	PRODUCT NUMBER	DESCRIPTION	NO. OF SURFACES	CAPACITY
1	MEXXN*.1116	Trapezoid table, 1600mm x 1100mm	1	3-5
2	MEXXN*.1118	Trapezoid table, 1800mm x 1100mm	1	3-5
3	MEXXN*.1120	Trapezoid table, 2000mm x 1100mm	1	5-7
	* select table height. Work (W), Standing (S)			

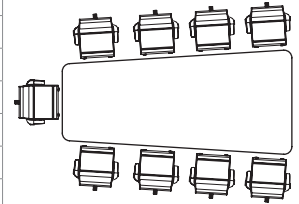


1600mm x 1100mm
Trapezoid worksurface

Note:

1. For Square and Round radius corners the number of surfaces and table capacity are same.

	PRODUCT NUMBER	DESCRIPTION	NO. OF SURFACES	CAPACITY
4	MEXXNW.1122	Trapezoid table, 2200mm x 1100mm	1	5-7
5	MEXXNW.1124	Trapezoid table, 2400mm x 1100mm	1	6-8
6	MEXXNW.1128	Trapezoid table, 2800mm x 1100mm	1	7-9
7	MEXXNW.1418	Trapezoid table, 1800mm x 1400mm	1	4-6
8	MEXXNW.1420	Trapezoid table, 2000mm x 1400mm	1	5-7
9	MEXXNW.1422	Trapezoid table, 2200mm x 1400mm	1	6-8
10	MEXXNW.1424	Trapezoid table, 2400mm x 1400mm	1	7-9
11	MEXXNW.1428	Trapezoid table, 2800mm x 1400mm	1	9-10



2800mm x 1400mm
Trapezoid worksurface

Note:

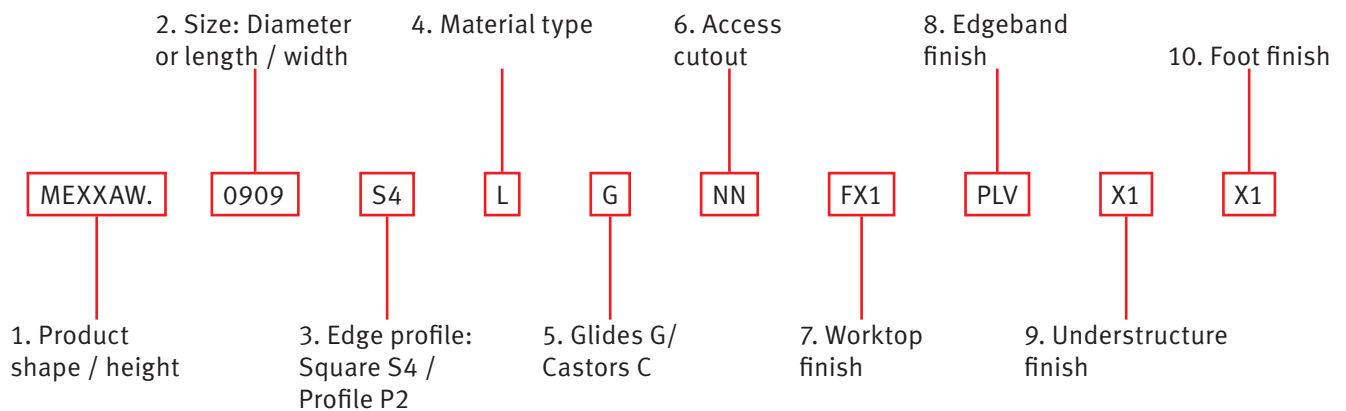
1. For Square and Round radius corners the number of surfaces and table capacity are same.
2. Veneer and Laminate not offered in 2800mm.

Application

Product Code Logic

STEP	OPTION	NOTES
1	Worktop shape / height	Detailed on individual product pages
2	Length / Width	Detailed on individual product pages
3	Edge Profile	Detailed on pages 6 - 7
4	Material Type	Restrictions detailed on individual product pages
5	Glide / Castor	Restrictions detailed on individual product pages
6	Access Cutout	Details on pages 26 - 32
7	Worktop Finish	Melamine - MFC (M), Laminate (L), Veneer (W), Marble (S)
8	Edgeband Finish	Contrasting edgebands available
9	Understructure Finish	Chalk White (X1), Folkstone Grey (8Q), Graphite (G1), Black (BK), Polished (CD)
10	Foot Finish	Only applicable on Work height configurations

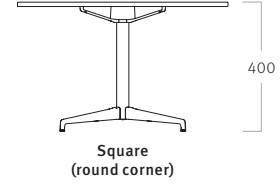
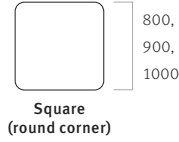
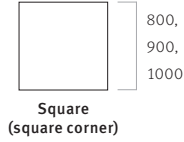
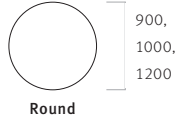
Example code: **MEXXAW. 0909S4LG NN FX1 PLV X1**



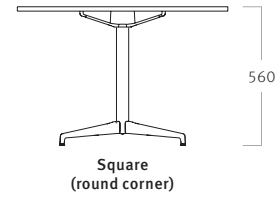
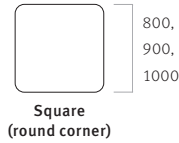
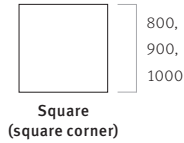
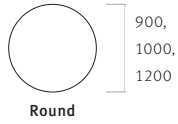
Shapes and Applications

Shapes/Bases (Cont.)

Occasional Tables (Height 400mm)

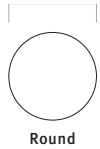


Lounge Tables (approx. height 560mm)

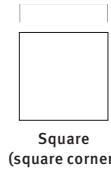


Work Tables (approx. height 740mm)

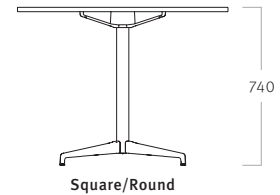
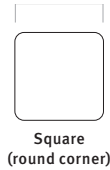
900,1000,1200,
1400,1500,1600,
1800,2000,2200,
2400



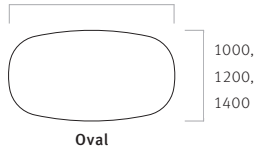
800,900,1000,
1500,1600,1800,
2000,2200



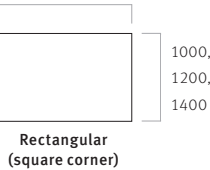
800,900,1000,
1500,1600,1800,
2000,2200



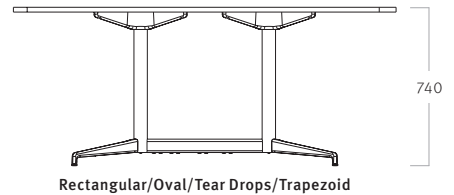
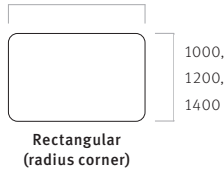
1600,1800,2000,
2200,2400,2800,
3000,3200,3600,
4000,4200,4500,
4800,5400,6000



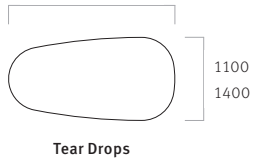
1600,1800,2000,
2200,2400,2800,
3000,3200,3600,
4000,4200,4500,
4800,5400,6000



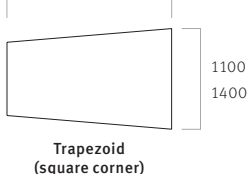
1600,1800,2000,
2200,2400,2800,
3000,3200,3600,
4000,4200,4500,
4800,5400,6000



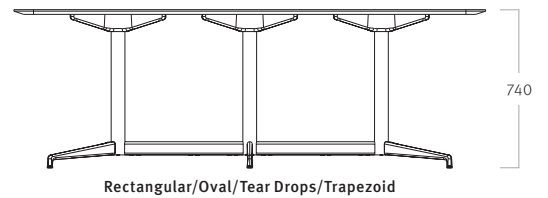
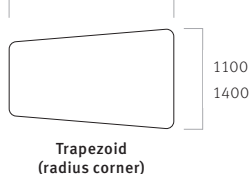
1600,1800,2000,
2200,2400,2800,



1600,1800,2000,
2200,2400,2800,



1600,1800,2000,
2200,2400,2800,

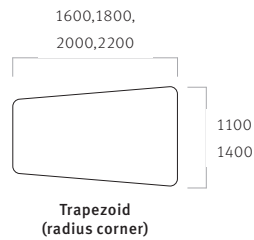
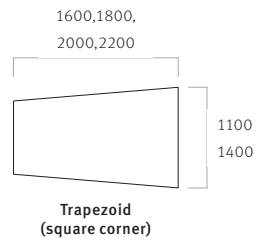
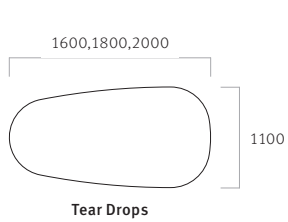
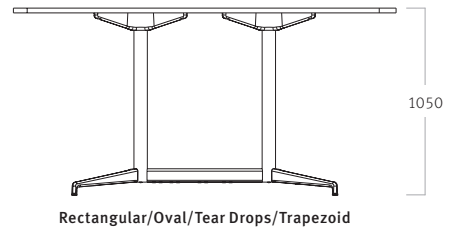
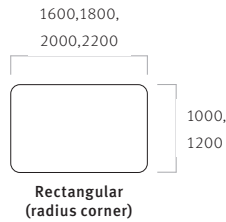
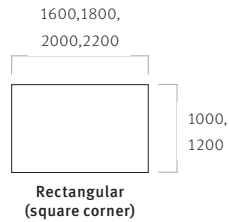
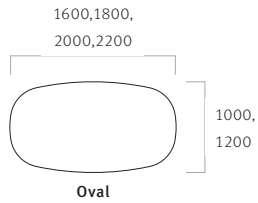
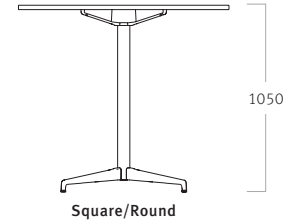
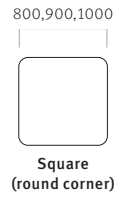




Note: Please refer to the technical document

Shapes and Applications

Shapes/Bases

Standing Tables (Height 1050mm)



Note: Please refer to the technical document

➤ **Special Considerations:**

Castors are only available on standing height Round and Square worksurfaces up to a maximum depth of 1200mm. Please refer to the Technical Guide for further information.

Shapes and Applications

Introduction to Finishes (Cont.)

Understructure Finishes

Columns, Spiders Finish

- Chalk White (X1)
- Folkstone Grey (8Q)
- Graphite (G1)
- Black (BK)

Feet, Beams Finish

- Chalk White (X1)
- Folkstone Grey (8Q)
- Graphite (G1)
- Black (BK)
- Polished (CD)

Electric Routing Kits, Cable Tray Finish

- Chalk White (X1)
- Black (BK)

Shapes and Applications

Introduction to Finishes

Top Materials

Melamine finish (M)

- Chalk White (X1)
- Folkstone Grey (8Q)
- Fjord (FJD)
- Napoli Oak (OB)
- Natural Walnut (RY)
- Light Ash (I2)
- Smoked Cherry (I3)
- Halifax Oak (HFK)
- Denimn Blue (DEN)
- Onix Grey (ONG)
- White Halifax Oak (WFK)
- Light Acacia (L2C)
- White (91)
- Brown halifax oak (BFK)
- Cashmere (CAS)

Melamine Edge band Finish (MFC)

- Chalk White (X1)
- Folkstone Grey (8Q)
- Fjord (FJD)
- Napoli Oak (OB)
- Natural Walnut (RY)
- Light Ash (I2)
- Smoked Cherry (I3)
- Halifax Oak (HFK)
- Denimn Blue (DEN)
- Onix Grey (ONG)
- White Halifax Oak (WFK)
- Light Acacia (L2C)
- White (91)
- Brown halifax oak (BFK)
- Cashmere (CAS)
- Multi Ply Edge (PDG)

Laminate Finish

- Nero ingo (black) (FX1)
- Fenix Bianco KOS (White) (FX2)
- Fenix Grigio Efeso (Light Grey) (FX3)
- Fenix Grigio Antrim (Mid Grey) (FX4)

Laminate Edge band Finish

- Nero ingo (black) (FX1)
- Multi Ply Edge (PDG)
- Bianco KOS (white) (FX2)
- Grigio efeso (light grey) (FX3)
- Grigio antrim (mid grey) (FX4)

Veneer finish (W)

- Maple - Open grain (Z5G)
- Oak - Open grain (OKG)
- Walnut - Open grain (OUG)
- Clear on Ash - Open grain (ET)
- Oak on Ash - Open grain (EU)
- Walnut on Ash - Open grain (EV)

Veneer Edge band finish

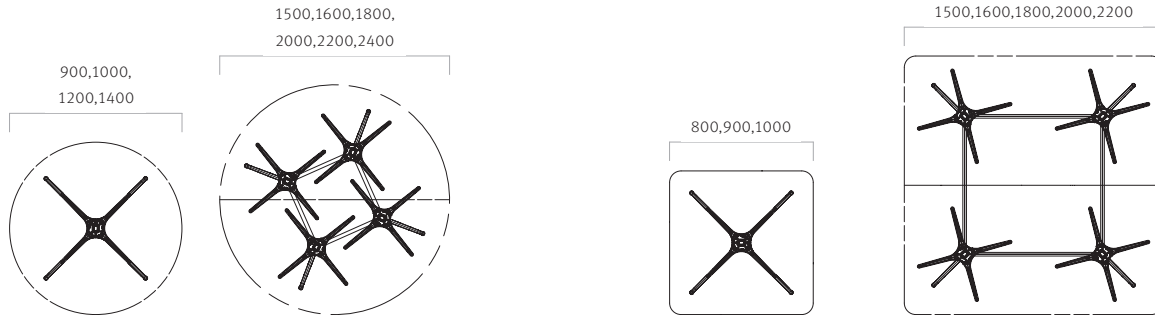
- Maple - Open grain (Z5)
- Oak - Open grain (OK)
- Walnut - Open grain (OU)
- Clear on Ash - Open grain (ET)
- Oak on Ash - Open grain (EU)
- Walnut on Ash - Open grain (EV)
- White American Oak (NOK)
- Real Ply VeneerEdge (PLV)

Marble Finish

- White Carrara Marble (Matt) (WCM)
- White Carrara Marble (Gloss) (WCG)
- Nero Marquinira (Matt) (NMM)
- Nero Marquinira (Gloss) (NMG)

Shapes and Applications

Segmented Bases (Cont.)



Round

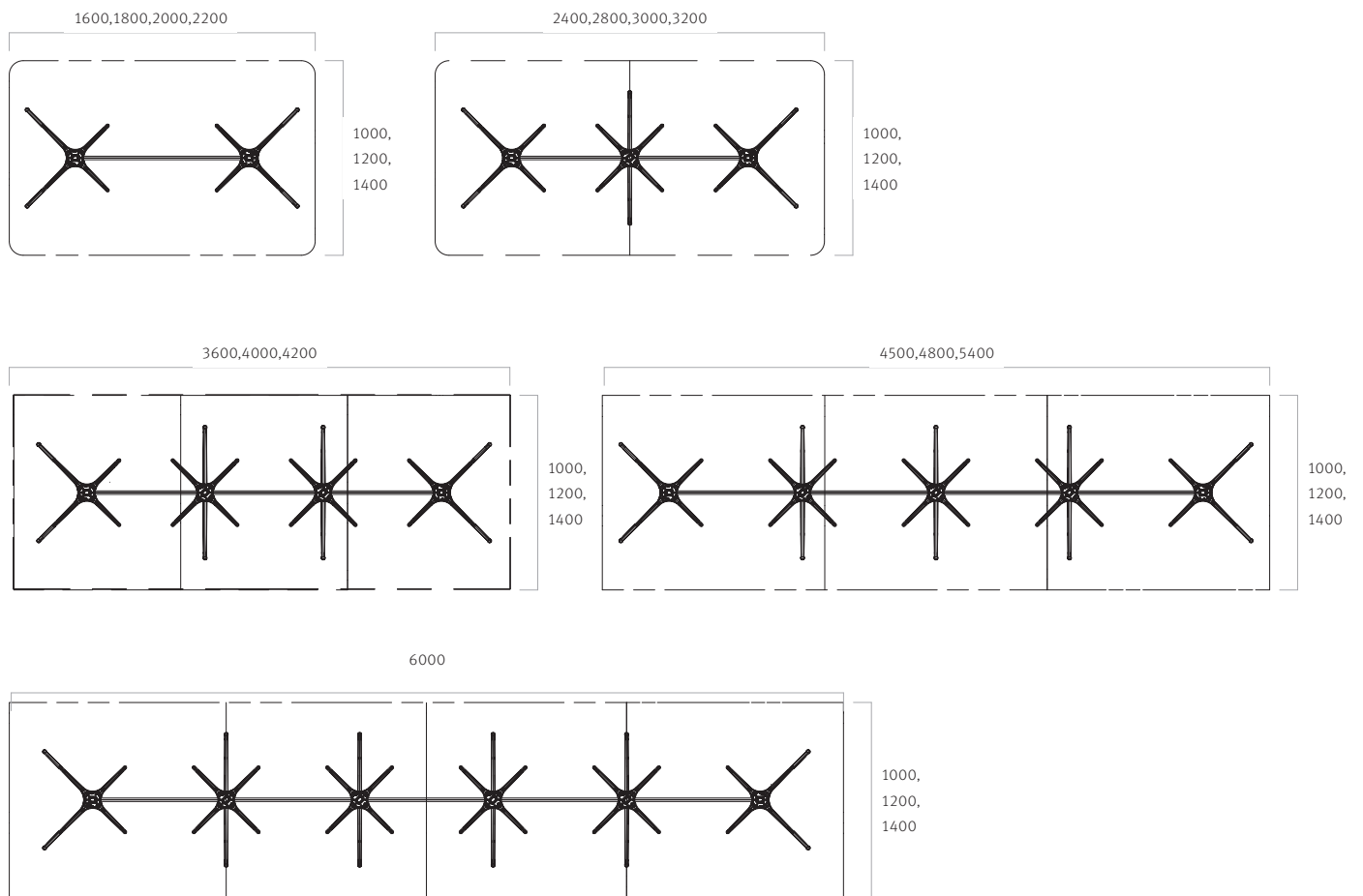
Note:

1. Split only for Laminate worktops from 1600.
2. Veneer and Melamine splits from 1800mm.

Square

Note:

1. Split only for Laminate worktops from 1600.
2. Veneer and Melamine splits from 1800mm.

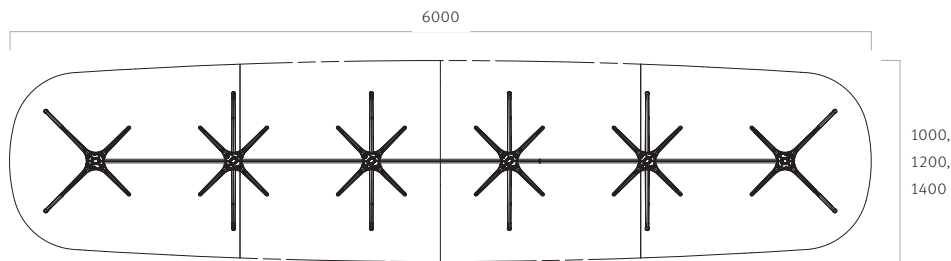
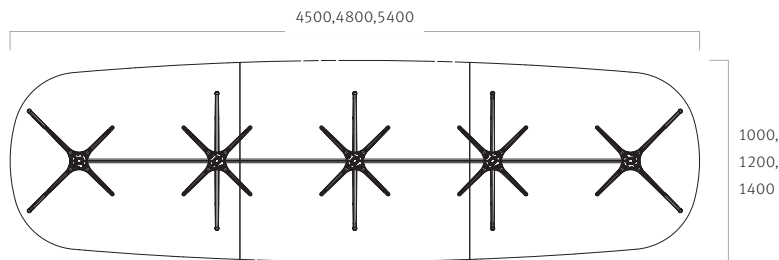
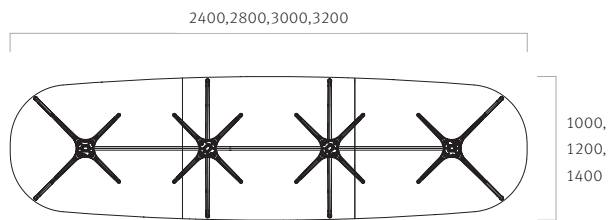
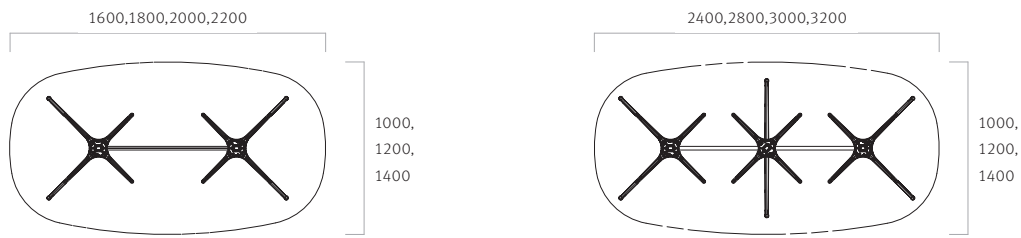


Rectangle

Note: Split only for Veneer worktops from 2800.

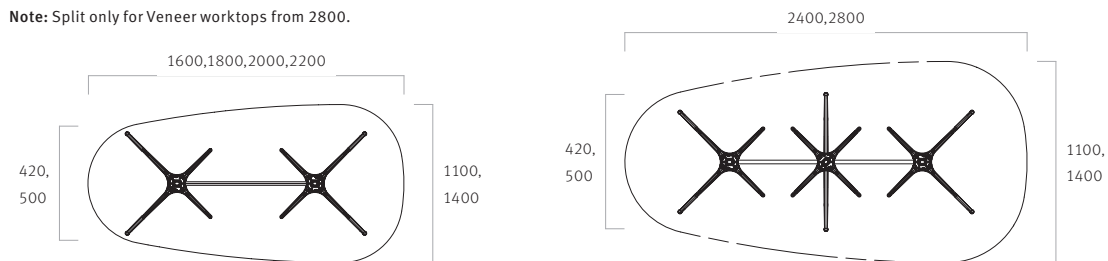
Shapes and Applications

Segmented Bases (Cont.)



Oval

Note: Split only for Veneer worktops from 2800.

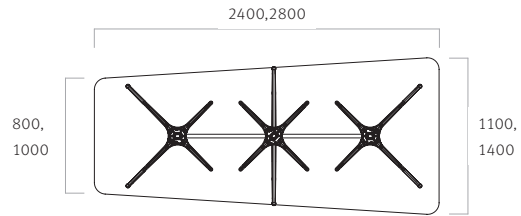
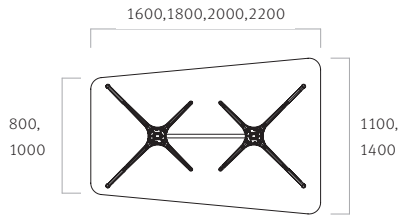


Tear drop

Note: 2800mm not offered on Veneer or Fenix Laminate

Shapes and Applications

Segmented Bases



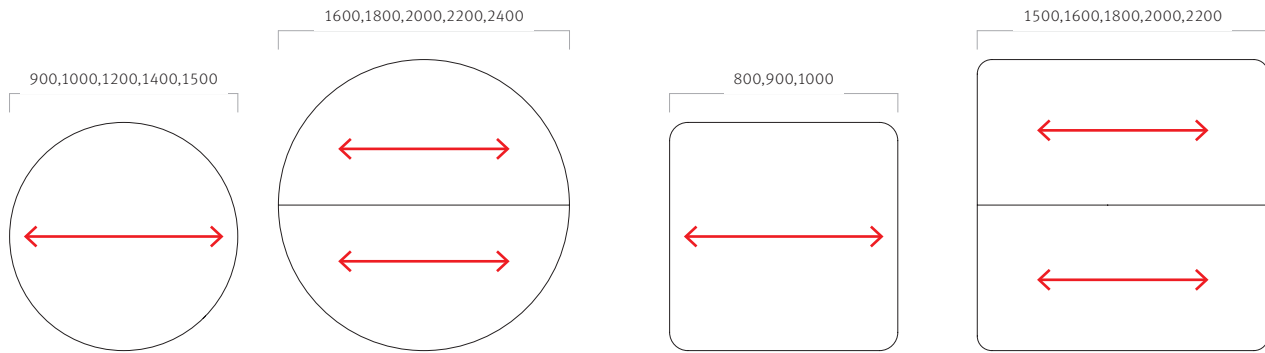
Trapezoidal

Note: 2800mm not offered on Veneer or Fenix Laminate

Wood Grain Direction

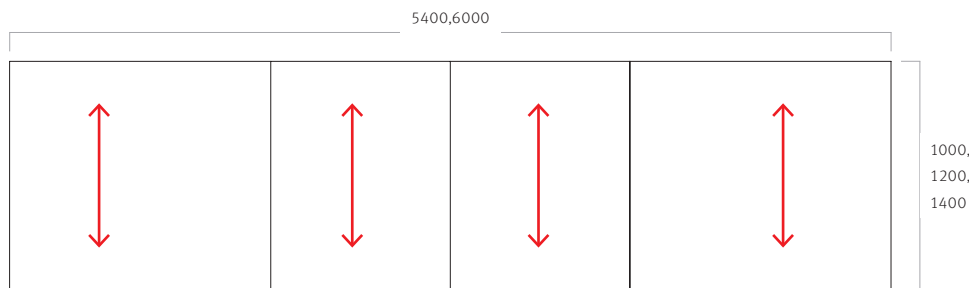
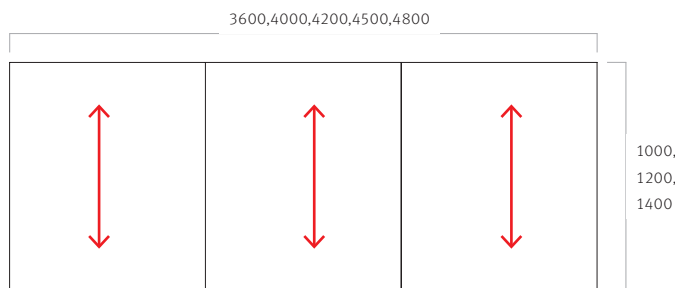
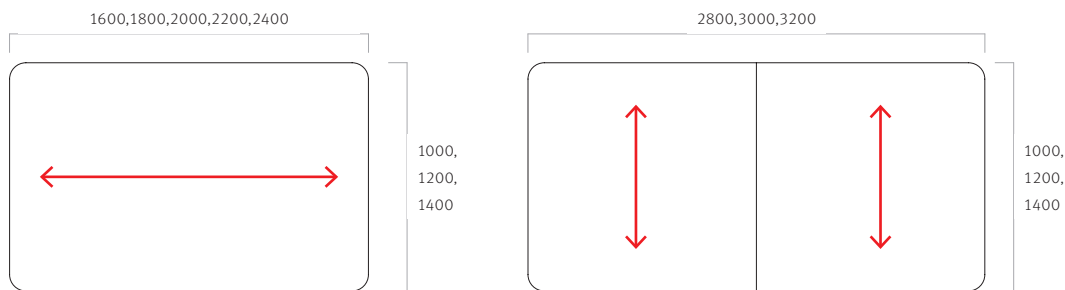
Veneer and Solid Wood Grain Direction (Cont.)

For single piece tops the grain direction for surfaces always runs in the direction of the longest dimension. Once the worksurface is split into multiple pieces to create larger surfaces, the grain direction will run parallel to the join. If selecting a contrasting edgeband the contrast will only be on the outer edgeband of the table. The edgeband across the join in the tops will match the finish of the top. Please see diagrams for more details.



Round

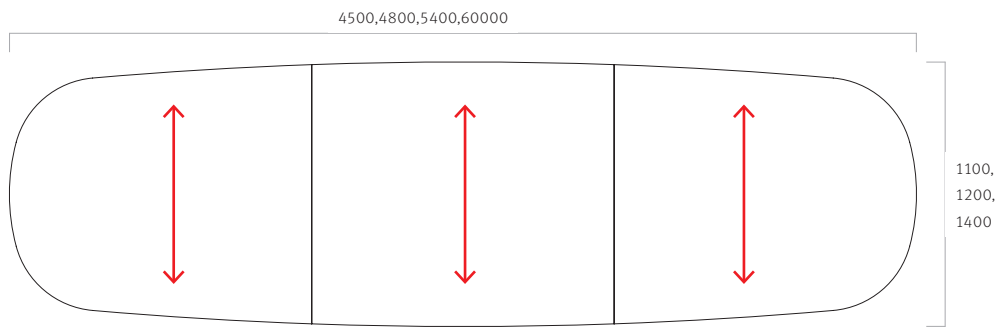
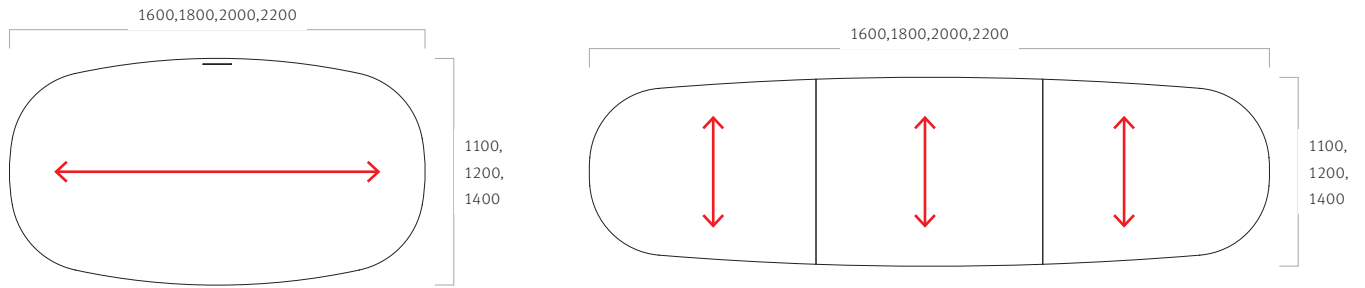
Square



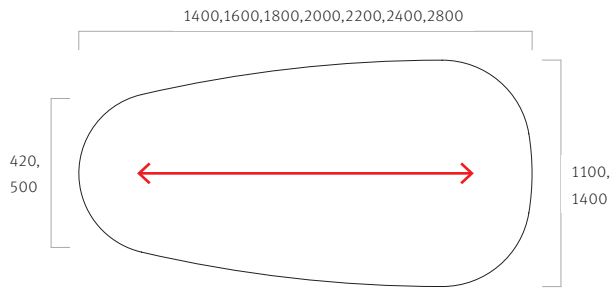
Rectangle

Wood Grain Direction

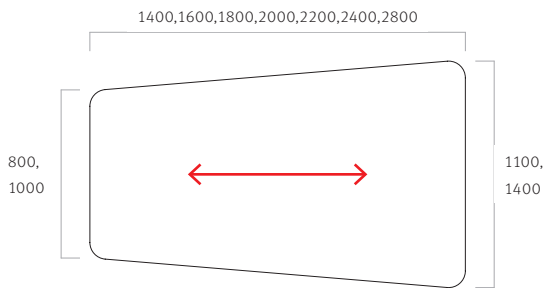
Veneer and Solid Wood Grain Direction



Oval



Tear drop



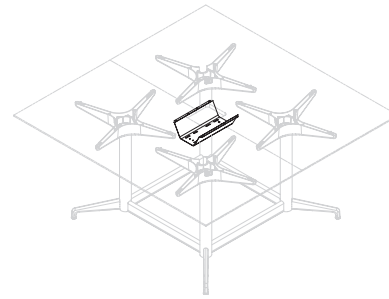
Trapezoidal

Product Information and Planning

Wire Management

Cable Tray - Small (ME2HDS)

Cable Tray - Large (ME2HDL)



Cable Tray

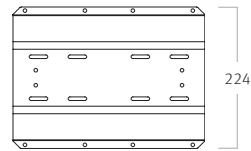
PRODUCT INFORMATION

1. Metal Cable Management Tray available in size's small and large.
2. Metal Tray has a slim line profile making it less visible especially on a standing height table.
3. The Metal Tray can accommodate all third party electrics.
4. Available in white and black painted finishes.

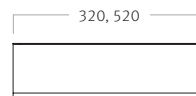
➤ **Special Considerations:**

Please refer to Civic Technical Guide to select the correct size.

VIEWS AND DIMENSIONS



Top View



Front View



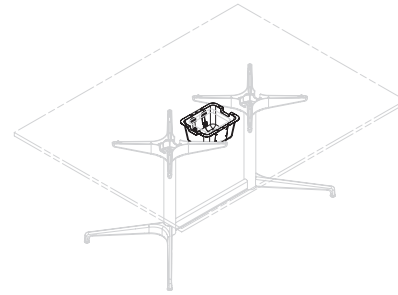
Side View

Product Information and Planning

Wire Management

Cable Tray - Small (AZATS.)

Cable Tray - Large (AZATL.)



Cable Tray

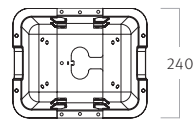
PRODUCT INFORMATION

1. Spark Bucket available in size's small and large.
2. The Spark Bucket can accommodate all third party electrics.
3. Available in white and black finishes.

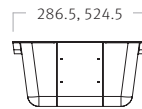
➤ **Special Considerations:**

Please refer to Civic Technical Guide to select the correct size.

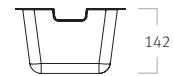
VIEWS AND DIMENSIONS



Top View



Front View



Side View

Power Options

Wire Manager (Cont.)

Spark Grommet



Spark - Access Flap (Small)



Spark - Access Flap (Large)



Dual sided opening



Power Options

Wire Manager

Suited Veneer Access Flap



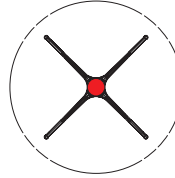
Power Options

Wire Manager Cutout Position (Cont.)

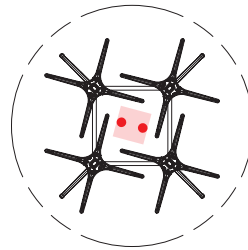
Round Tables

Access Cutout Positioning

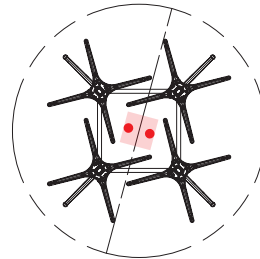
900,1000,1200,1400



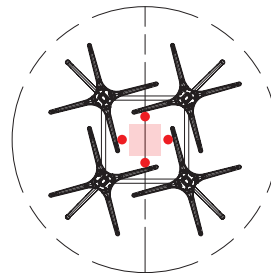
1500



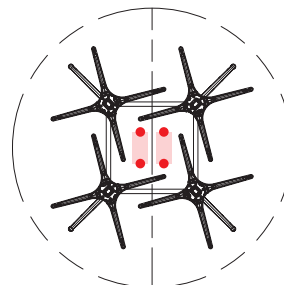
1600



1800,2000



2200,2400



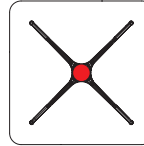
Power Options

Wire Manager Cutout Position (Cont.)

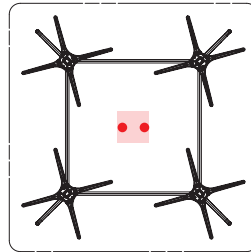
Square Tables

Access Cutout Positioning

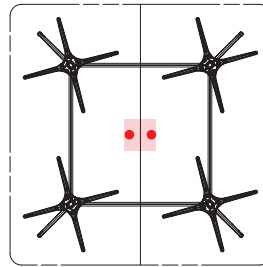
900,1000,1200,1400



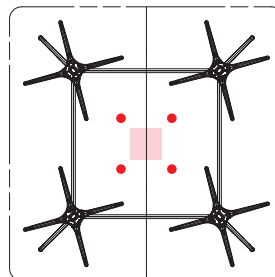
1500



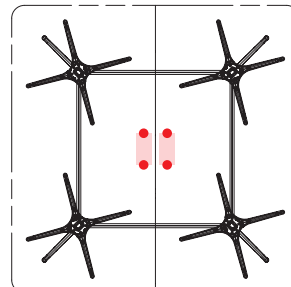
1600



1800,2000



2200



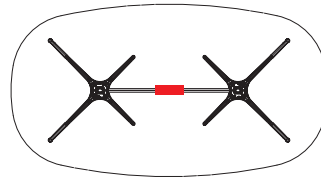
Power Options

Wire Manager Cutout Position (Cont.)

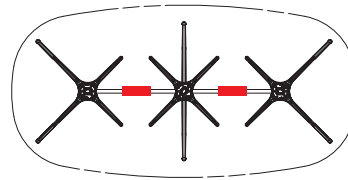
Oval Tables

Access Cutout Positioning

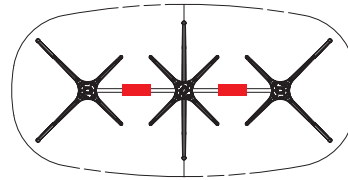
1600, 1800, 2000, 2200



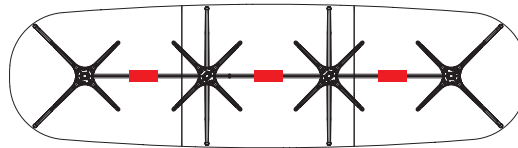
2400



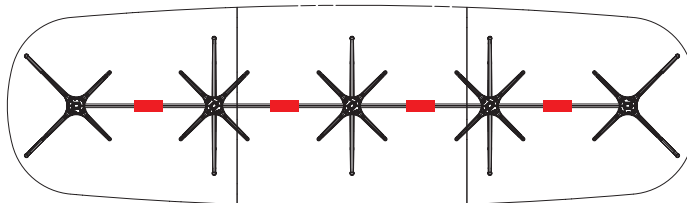
2800, 3000, 3200



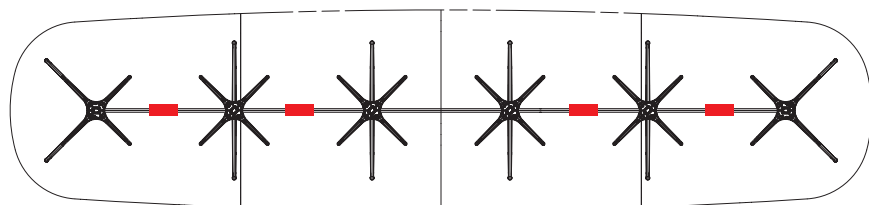
3600, 4000, 4200



4500, 4800, 5400



6000



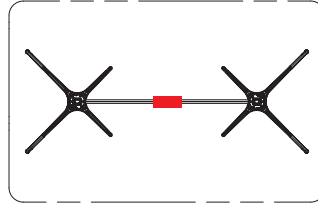
Power Options

Wire Manager Cutout Position (Cont.)

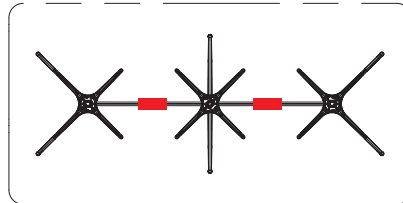
Rectangle Tables

Access Cutout Positioning

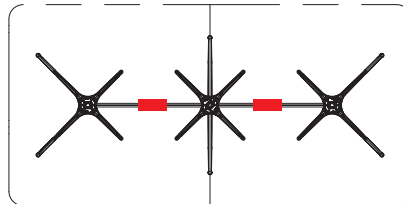
1600,1800,2000,2200



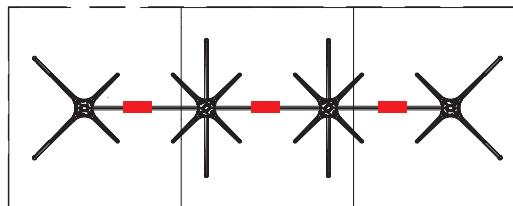
2400



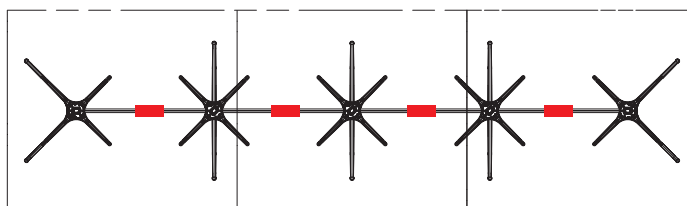
2800,3000,3200



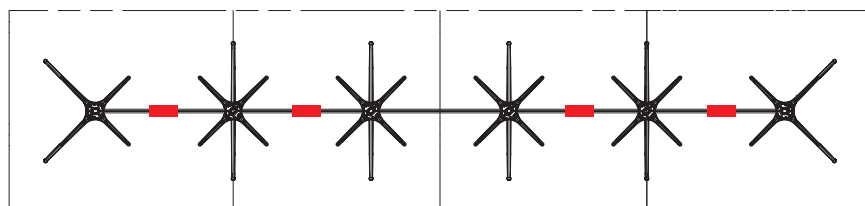
3600,4000,4200



4500,4800,5400



6000



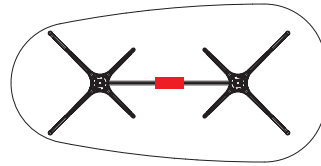
Power Options

Wire Manager Cutout Position

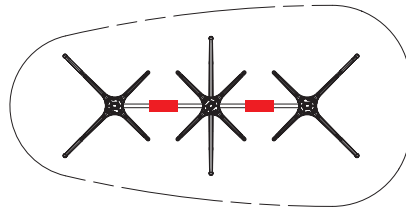
Tear Drop Tables

Access Cutout Positioning

1600,1800,2000,2200



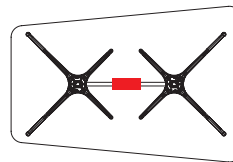
2400,2800



Trapezoid Tables

Access Cutout Positioning

1600,1800,2000,2200



2400,2800

